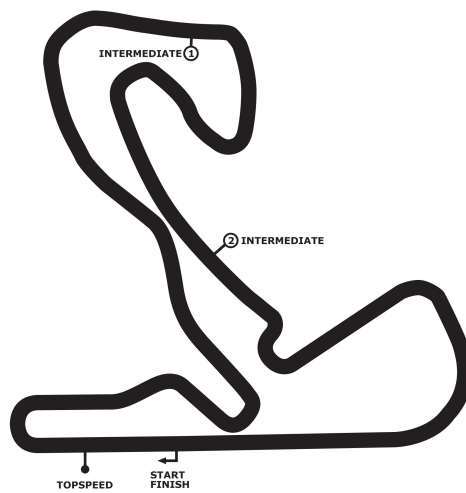




DTM Zandvoort

qualifying session 1



Zandvoort 4307 m

18. - 20.08.2017

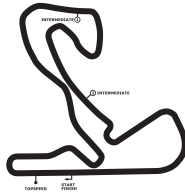


DTM Zandvoort

Zandvoort, length 4307 m

18. - 20.08.2017

GT4 European Series Northern Cup



Result qualifying session 1, 19.08.2017

-Reg.No.: 0301.17.217

RK	No	Class	ENTRANT/DRIVER	CAR	TIME	Lap	%	GAP	DIFF	km/h	Time
1.	8	SIL	Ekris Motorsport 1. Ricardo VAN DER ENDE (NLD)	EKRIS M4 GT4	1:54.005	8	100.0			136.0	12:29:45
2.	26	PRO	CMR 1. Soheil AYARI (FRA)	Ginetta G55 GT4	1:54.234	7	100.2	00.229	00.229	135.7	12:29:36
3.	10	SIL	Equipe Verschuur 2. Finlay HUTCHISON (GBR)	McLaren 570s GT4	1:54.934	8	100.8	00.929	00.700	134.9	12:27:31
4.	14	SIL	RYS Team KTM 3. Reinhard KOFLER (AUT)	KTM X-Bow GT4	1:55.126	9	100.9	01.121	00.192	134.6	12:31:35
5.	22	PRO	TFT Racing 2. Ander VILARINO (ESP)	Porsche Cayman CS MR GT4	1:56.054	9	101.8	02.049	00.928	133.6	12:25:18
6.	62	SIL	Academy Motorsport 4. Matt Nicoll JONES (GBR)	Aston Martin Vantage GT4	1:56.728	9	102.3	02.723	00.674	132.8	12:31:19
7.	60	SIL	Ebor GT Motorsport 5. Phil GLEW (GBR)	Maserati GranTurismo MC GT4	1:56.810	8	102.4	02.805	00.082	132.7	12:26:19
8.	34	SIL	RYS Team Kiska 6. Willem MEIJER (NLD)	KTM X-Bow GT4	1:56.816	6	102.4	02.811	00.006	132.7	12:27:23
9.	4	PRO	Energy by ART 3. Alain FERTÉ (FRA)	Porsche Cayman CS MR GT4	1:56.908	8	102.5	02.903	00.092	132.6	12:30:27
10.	9	PRO	Las Moras Racing 4. Duncan HUISMAN (NLD)	McLaren 570s GT4	1:57.084	4	102.7	03.079	00.176	132.4	12:21:11
11.	94	AM	RYS Team Schönramer / Racecom 1. Achim MÖRTL (AUT)	KTM X-Bow GT4	1:57.085	8	102.7	03.080	00.001	132.4	12:29:51
12.	33	PRO	Bullitt Racing 5. Andrew James MEYRICK (GBR)	McLaren 570s GT4	1:57.387	7	102.9	03.382	00.302	132.0	12:24:43
13.	24	SIL	RYS Team Holinger 7. Emil WESTMAN (FIN)	KTM X-Bow GT4	1:57.427	8	103.0	03.422	00.040	132.0	12:28:23
14.	64	SIL	RYS Team InterNetX 8. Jamie VANDENBALCK (BEL)	KTM X-Bow GT4	1:57.562	6	103.1	03.557	00.135	131.8	12:26:24
15.	74	SIL	RYS Team True Racing 9. Cedric FREIBURGHaus (CHE)	KTM X-Bow GT4	1:58.012	8	103.5	04.007	00.450	131.3	12:30:11
16.	112	SIL	RN Vision STS 10. Pavel LEFTEROV (BGR)	Porsche Cayman CS MR GT4	1:58.264	8	103.7	04.259	00.252	131.1	12:30:00
17.	111	PRO	RN Vision STS 6. Razvan UMBRESCU (ROU)	Porsche Cayman CS MR GT4	1:58.683	8	104.1	04.678	00.419	130.6	12:30:07
18.	65	AM	CMR 2. Didier MOUREU (FRA)	Ginetta G55 GT4	1:58.758	8	104.1	04.753	00.075	130.5	12:29:44

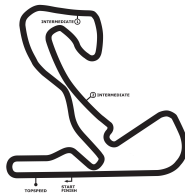


DTM Zandvoort

Zandvoort, length 4307 m

18. - 20.08.2017

GT4 European Series Northern Cup



Result qualifying session 1, 19.08.2017

-Reg.No.: 0301.17.217

RK	No	Class	ENTRANT/DRIVER	CAR	TIME	Lap	%	GAP	DIFF	km/h	Time
19.	11	AM	Sofia Car Motorsport 3. Ivan VLACHKOV (BGR)	Sin Cars Sin R1 GT4	1:58.765	8	104.1	04.760	00.007	130.5	12:30:56
20.	7	SIL	Street Art Racing 11. Jérôme DEMAY (FRA)	Aston Martin Vantage GT4	1:58.844	8	104.2	04.839	00.079	130.4	12:29:53
21.	22	PRO	Allied-Racing 7. Jörg VIEBAHN (DEU)	Porsche Cayman CS MR GT4	1:59.085	8	104.4	05.080	00.241	130.2	12:30:05
22.	76	AM	Autorlando Sport 4. Manuele MENGOZZI (ITA)	Porsche 911(997) GT4	1:59.189	8	104.5	05.184	00.104	130.0	12:28:08
23.	16	PRO	Momo Megatron Team Patrax 8. Christian DANNER (DEU)	Porsche Cayman CS MR GT4	1:59.189	8	104.5	05.184	00.000	130.0	12:31:16
24.	77	AM	Scuderia Villorba Corse 5. Romy DALL'ANTONIA (ITA)	Maserati GranTurismo MC GT4	2:01.457	7	106.5	07.452	02.268	127.6	12:24:09
25.	93	AM	Scuderia Villorba Corse 6. Manuela GOSTNER (ITA)	Maserati GranTurismo MC GT4	2:01.813	8	106.8	07.808	00.356	127.2	12:30:41
26.	55	AM	Ricknaes Motorsport 7. Hakan RICKNAS (SWE)	Porsche Cayman CS MR GT4	2:02.652	7	107.5	08.647	00.839	126.4	12:30:52
27.	54	PRO	RYS Team Pankl 9. Benjamin MAZATIS (DEU)	KTM X-Bow GT4	2:03.082	5	107.9	09.077	00.430	125.9	12:29:33
28.	51	AM	Primus Racing 8. Peter LARSEN (DNK)	Ginetta G55 GT4	2:03.146	6	108.0	09.141	00.064	125.9	12:29:08
29.	44	SIL	RYS Team WP 12. Marilyn NIEDERHAUSER (CHE)	KTM X-Bow GT4	2:03.662	8	108.4	09.657	00.516	125.3	12:27:22
30.	75	AM	Autorlando Sport 9. Dario CERATI (ITA)	Porsche 911(997) GT4	2:03.827	8	108.6	09.822	00.165	125.2	12:28:14
31.	71	SIL	Scuderia Villorba Corse 13. Massimiliano TRESOLDI (ITA)	Maserati GranTurismo MC GT4	2:05.129	6	109.7	11.124	01.302	123.9	12:30:11
32.	20	AM	Besagroup Racing Team 10. Franjo KOVAC (HRV)	Porsche Cayman CS MR GT4	2:09.255	7	113.3	15.250	04.126	119.9	12:30:28
33.	28	AM	Allied-Racing 11. Freddy KREMER (DEU)	Porsche Cayman CS MR GT4	2:10.994	7	114.9	16.989	01.739	118.3	12:30:23

Subject to final scrutineering !

Issued:

Race Director:

Timekeeper:

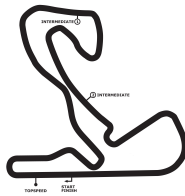


DTM Zandvoort

Zandvoort, length 4307 m

18. - 20.08.2017

GT4 European Series Northern Cup



Lap by Lap qualifying session 1, 19.08.2017

-Reg.No.: 0301.17.217

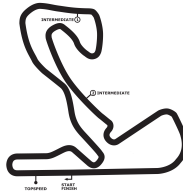
4 Alain FERTÉ , Porsche Cayman CS MR GT4 PRO / FRA															
1	3:21.021	2	2:00.238	3	1:58.757	4	1:57.320	5	1:57.813	6	2:15.147	7	1:56.908	pit	2:57.789
7 Jérôme DEMAY , Aston Martin Vantage GT4 SIL / FRA															
1	2:33.059	2	2:10.291	3	2:04.394	4	2:02.728	5	2:03.686	6	2:00.171	7	1:58.844	pit	2:12.104
8 Max KOEBOLT , EKRISS M4 GT4 SIL / NLD															
1	2:06.558	2	1:56.556	3	1:55.534	pit	2:33.886	5	4:19.154	6	1:54.005	7	1:54.354	pit	2:28.823
9 Luc BRAAMS , McLaren 570s GT4 PRO / NLD															
1	2:14.749	2	1:59.175	3	1:57.084	pit	2:41.779								
10 Finlay HUTCHISON , McLaren 570s GT4 SIL / GBR															
1	2:19.434	2	2:02.099	3	1:58.706	4	2:20.230	5	1:55.643	6	1:54.934	7	1:58.739	pit	2:08.705
11 Ivan VLACHKOV , Sin Cars Sin R1 GT4 AM / BGR															
1	3:26.521	2	2:19.563	3	2:05.540	4	2:03.776	5	2:02.333	6	1:59.638	7	1:58.765	pit	2:40.153
14 Eike ANGERMAYR , KTM X-Bow GT4 SIL / AUT															
1	2:36.330	2	2:02.154	3	1:59.319	4	1:59.655	5	1:55.963	6	1:55.497	7	2:11.513	8	1:55.126
pit	2:29.779														
16 Bernhard LABER , Porsche Cayman CS MR GT4 PRO / DEU															
1	3:45.684	2	2:17.056	3	2:07.977	4	2:04.676	5	2:01.485	6	2:00.479	7	1:59.189	pit	2:30.960
20 Franjo KOVAC , Porsche Cayman CS MR GT4 AM / HRV															
1	4:03.471	2	2:22.104	3	2:19.283	4	2:21.900	5	2:12.862	6	2:09.255	pit	3:00.514		
22 Jan KASPERLIK , Porsche Cayman CS MR GT4 PRO / DEU															
1	2:42.139	2	2:09.117	3	2:06.095	4	2:04.768	5	2:02.166	6	2:01.973	7	1:59.085	pit	2:18.349
24 Emil WESTMAN , KTM X-Bow GT4 SIL / FIN															
1	3:22.491	2	2:03.016	3	2:01.879	4	1:59.102	5	1:59.478	6	1:57.427	7	2:00.174	pit	2:45.178
26 Nyls STIEVENART , Ginetta G55 GT4 PRO / FRA															
1	4:55.373	2	1:58.133	3	1:56.472	4	1:57.526	5	1:54.457	6	1:54.234	pit	2:08.144		
28 Freddy KREMER , Porsche Cayman CS MR GT4 AM / DEU															
1	3:41.005	2	2:31.713	3	2:26.464	4	2:19.745	5	2:13.966	6	2:10.994	pit	2:47.829		
33 Stephen PATTRICK , McLaren 570s GT4 PRO / GBR															
1	3:49.055	2	1:59.139	3	1:57.946	4	1:57.387	5	1:58.139	6	1:57.848	pit	2:11.525		
34 Willem MEIJER , KTM X-Bow GT4 SIL / NLD															
1	8:29.198	2	1:57.875	3	1:56.816	4	1:59.261	5	1:58.980	pit	2:34.699				
44 Marylin NIEDERHAUSER , KTM X-Bow GT4 SIL / CHE															
1	3:53.234	2	2:12.210	3	2:08.007	4	2:04.975	5	2:03.662	6	2:04.256	7	2:04.110	pit	2:30.065

DTM Zandvoort

Zandvoort, length 4307 m

18. - 20.08.2017

GT4 European Series Northern Cup



Lap by Lap qualifying session 1, 19.08.2017

-Reg.No.: 0301.17.217

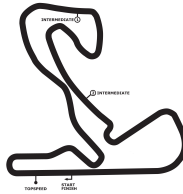
51 Peter LARSEN , Ginetta G55 GT4 AM / DNK													
1	7:42.959	2	2:16.088	3	2:06.690	4	2:03.146	5	2:04.488	pit	2:29.435		
54 Benjamin MAZATIS , KTM X-Bow GT4 PRO / DEU													
pit	5:38.101	2	4:42.248	3	2:09.763	4	2:03.082	pit	2:17.819				
55 Hakan RICKNAS , Porsche Cayman CS MR GT4 AM / SWE													
1	4:48.608	2	2:30.947	3	2:15.652	4	2:10.554	5	2:04.423	6	2:02.652	pit	2:40.361
60 Phil GLEW , Maserati GranTurismo MC GT4 SIL / GBR													
1	3:26.989	2	1:59.024	3	1:59.518	4	1:57.062	5	1:56.810	6	1:58.468	7	1:57.793 pit 2:41.932
62 William MOORE , Aston Martin Vantage GT4 SIL / GBR													
1	2:09.100	2	1:57.338	3	2:09.264	4	2:04.558	5	2:06.365	6	1:57.019	7	1:58.806
pit	2:34.009											8	1:56.728
64 Mads SILJEHAUG , KTM X-Bow GT4 SIL / NOR													
1	7:28.868	2	1:58.399	3	1:57.562	4	1:57.893	5	2:02.117	pit	2:50.136		
65 Alain GRAND , Ginetta G55 GT4 AM / FRA													
1	4:30.780	2	2:06.483	3	2:05.772	4	2:02.561	5	2:00.542	6	1:58.758	7	2:00.358 pit 2:29.562
71 Paolo MELONI , Maserati GranTurismo MC GT4 SIL / ITA													
1	6:28.430	2	2:16.723	3	2:14.422	4	2:06.370	5	2:05.129	pit	2:42.197		
74 Laura KRAHAMER , KTM X-Bow GT4 SIL / AUT													
1	3:10.612	2	2:02.801	3	2:00.469	4	1:58.262	5	1:59.189	6	2:01.962	7	1:58.012 pit 2:14.786
75 Dario CERATI , Porsche 911(997) GT4 AM / ITA													
1	2:44.399	2	2:10.983	3	2:05.641	4	2:04.647	5	2:05.231	6	2:03.827	7	2:05.836 pit 2:42.382
76 Giuseppe GHEZZI , Porsche 911(997) GT4 AM / ITA													
1	2:48.528	2	2:11.682	3	2:04.647	4	2:02.768	5	2:02.144	6	1:59.189	7	2:04.402 pit 2:41.693
77 Romy DALL'ANTONIA , Maserati GranTurismo MC GT4 AM / ITA													
1	4:57.534	2	2:10.934	3	2:01.457	4	2:03.528	5	2:06.966	6	2:01.792	pit	2:43.364
93 Manuela GOSTNER , Maserati GranTurismo MC GT4 AM / ITA													
1	2:56.519	2	2:13.530	3	2:06.439	4	2:03.628	5	2:16.980	6	2:02.089	7	2:01.813 pit 2:50.252
94 Achim MÖRTL , KTM X-Bow GT4 AM / AUT													
1	2:43.254	2	2:06.363	3	2:02.084	4	1:59.321	5	2:06.254	6	1:57.329	7	1:57.085 pit 2:11.556
111 Gabriele PIANA , Porsche Cayman CS MR GT4 PRO / ITA													
1	2:49.131	2	2:09.747	3	2:03.675	4	2:03.671	5	2:02.085	6	2:00.257	7	1:58.683 pit 2:17.693
112 Pavel LEFTEROV , Porsche Cayman CS MR GT4 SIL / BGR													
1	3:01.975	2	2:03.488	3	1:59.473	4	2:00.917	5	1:58.489	6	1:58.327	7	1:58.264 pit 2:17.243

DTM Zandvoort

Zandvoort, length 4307 m

18. - 20.08.2017

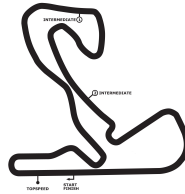
GT4 European Series Northern Cup



Lap by Lap qualifying session 1, 19.08.2017

-Reg.No.: 0301.17.217

222 Nicolas LEUTWILER , Porsche Cayman CS MR GT4 PRO / CHE															
1	2:25.341	2	2:00.104	3	1:59.166	4	1:57.976	5	1:56.054	6	1:56.665	7	1:56.239	8	1:57.098
9	2:32.514														



Lap Analysis qualifying session 1, 19.08.2017

4 Alain FERTÉ / Grégoire DEMOUSTIER , Porsche Cayman CS MR GT4, PRO theoretical besttime: 1:56.654

Lap	D	Time	S1	V1	S2	V2	S3	V3	Vmax	Lap	D	Time	S1	V1	S2	V2	S3	V3	Vmax
1	0	3:21.021		121	35.143	179	36.976	207		5	0	1:57.813	52.113	168	30.763	189	34.937	209	210
2	0	2:00.238	52.437	167	30.940	184	36.861	207	205	6	0	2:15.147	1:03.717	114	35.802	140	35.628	209	198
3	0	1:58.757	52.962	165	30.791	189	35.004	210	207	7	0	1:56.908	50.956	168	30.830	189	35.122	210	212
4	0	1:57.320	51.426	166	30.761	189	35.133	209	221	8	0	2:57.789	1:11.921	145	45.057	84			145

7 Jérôme DEMAY / Micah STANLEY , Aston Martin Vantage GT4, SIL theoretical besttime: 1:58.839

Lap	D	Time	S1	V1	S2	V2	S3	V3	Vmax	Lap	D	Time	S1	V1	S2	V2	S3	V3	Vmax
1	1	2:33.059		140	34.883	151	40.320	204		5	1	2:03.686	55.510	170	30.768	155	37.408	210	197
2	1	2:10.291	59.810	157	32.082	166	38.399	207	160	6	1	2:00.171	53.416	169	30.489	177	36.266	214	194
3	1	2:04.394	55.628	165	31.525	162	37.241	209	193	7	1	1:58.844	52.885	171	30.391	180	35.568	214	194
4	1	2:02.728	54.186	169	30.774	160	37.768	212	181	8	1	2:12.104	53.030	168	30.386	189			202

8 Max KOEBOLT / Ricardo VAN DER ENDE , EKRISS M4 GT4, SIL theoretical besttime: 1:54.005

Lap	D	Time	S1	V1	S2	V2	S3	V3	Vmax	Lap	D	Time	S1	V1	S2	V2	S3	V3	Vmax
1	2	2:06.558		164	30.915	165	35.911	212		5	2	4:19.154	3:09.881	170	30.731	168	38.542	217	
2	2	1:56.556	51.477	169	30.020	185	35.059	212	205	6	2	1:54.005	50.211	170	29.700	185	34.094	217	216
3	2	1:55.534	50.522	172	30.164	183	34.848	215	205	7	2	1:54.354	50.220	171	29.923	187	34.211	217	208
4	2	2:33.886	1:15.249	149	32.011	158			222	8	2	2:28.823	55.896	156	33.105	131			178

9 Luc BRAAMS / Duncan HUISMAN , McLaren 570s GT4, PRO theoretical besttime: 1:57.084

Lap	D	Time	S1	V1	S2	V2	S3	V3	Vmax	Lap	D	Time	S1	V1	S2	V2	S3	V3	Vmax
1	2	2:14.749		150	32.716	158	37.060	207		3	2	1:57.084	51.647	167	30.189	187	35.248	207	215
2	2	1:59.175	53.015	168	30.864	184	35.296	207	205	4	2	2:41.779	1:05.193	100	41.280	103			185

10 Finlay HUTCHISON / Csaba MÓR , McLaren 570s GT4, SIL theoretical besttime: 1:54.934

Lap	D	Time	S1	V1	S2	V2	S3	V3	Vmax	Lap	D	Time	S1	V1	S2	V2	S3	V3	Vmax
1	1	2:19.434		150	32.431	166	38.317	208		5	1	1:55.643	51.186	172	29.913	192	34.544	215	207
2	1	2:02.099	54.465	142	31.619	164	36.015	211	194	6	1	1:54.934	50.656	171	29.849	190	34.429	217	221
3	1	1:58.706	51.891	156	31.030	172	35.785	215	211	7	1	1:58.739	52.189	160	30.918	179	35.632	216	194
4	1	2:20.230	54.203	148	44.490	68	41.537	213	204	8	1	2:08.705	50.882	170	30.683	190			218

11 Ivan VLACHKOV , Sin Cars Sin R1 GT4, AM theoretical besttime: 1:58.645

Lap	D	Time	S1	V1	S2	V2	S3	V3	Vmax	Lap	D	Time	S1	V1	S2	V2	S3	V3	Vmax
1	1	3:26.521		90	39.598	127	40.617	197		5	1	2:02.333	54.493	157	31.662	179	36.178	209	200
2	1	2:19.563	1:07.920	135	33.303	141	38.340	202	166	6	1	1:59.638	53.326	157	30.830	182	35.482	210	209
3	1	2:05.540	56.498	147	32.135	171	36.907	206	187	7	1	1:58.765	52.700	163	30.463	188	35.602	208	203
4	1	2:03.776	54.746	155	32.016	175	37.014	208	204	8	1	2:40.153	1:09.098	129	36.294	140			169

14 Eike ANGERMAYR / Reinhard KOFLER , KTM X-Bow GT4, SIL theoretical besttime: 1:54.568

Lap	D	Time	S1	V1	S2	V2	S3	V3	Vmax	Lap	D	Time	S1	V1	S2	V2	S3	V3	Vmax
1	2	2:36.330		153	32.736	159	39.214	202		6	2	1:55.497	50.685	170	29.927	183	34.885	205	215
2	2	2:02.154	54.712	165	31.227	177	36.215	202	189	7	2	2:11.513	50.562	169	38.327	104	42.624	205	216
3	2	1:59.319	52.590	166	30.818	170	35.911	205	193	8	2	1:55.126	50.201	171	30.485	182	34.440	205	215
4	2	1:59.655	52.432	163	31.510	153	35.713	203	187	9	2	2:29.779	58.740	139	34.157	129			183
5	2	1:55.963	51.046	170	30.072	183	34.845	205	207										

16 Bernhard LABER / Christian DANNER , Porsche Cayman CS MR GT4, PRO theoretical besttime: 1:59.189

Lap	D	Time	S1	V1	S2	V2	S3	V3	Vmax	Lap	D	Time	S1	V1	S2	V2	S3	V3	Vmax
1	2	3:45.684		120	36.674	134	42.306	193		5	2	2:01.485	53.624	165	31.353	164	36.508	208	184
2	2	2:17.056	1:02.201	138	34.411	150	40.444	202	151	6	2	2:00.479	53.117	162	31.295	181	36.067	206	194
3	2	2:07.977	56.697	146	33.230	162	38.050	205	180	7	2	1:59.189	52.482	163	31.139	181	35.568	211	216
4	2	2:04.676	55.173	157	32.584	181	36.919	207	168	8	2	2:30.960	1:04.585	129	33.383	151			172

20 Franjo KOVAC , Porsche Cayman CS MR GT4, AM theoretical besttime: 2:08.781

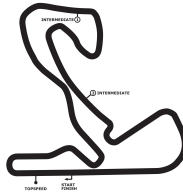
Lap	D	Time	S1	V1	S2	V2	S3	V3	Vmax	Lap	D	Time	S1	V1	S2	V2	S3	V3	Vmax
1	1	4:03.471		123	44.227	117	43.645	187		5	1	2:12.862	57.985	154	34.648	171	40.229	202	195
2	1	2:22.104	1:05.452	144	35.292	149	41.360	196	181	6	1	2:09.255	58.459	158	32.065	184	38.731	180	200
3	1	2:19.283	1:01.830	142	35.937	148	41.516	201	177	7	1	3:00.514	1:11.076	126	45.108	81			127
4	1	2:21.900	1:02.865	134	38.382	149	40.653	203	185										

DTM Zandvoort

Zandvoort, length 4307 m

18. - 20.08.2017

GT4 European Series Northern Cup



Lap Analysis qualifying session 1, 19.08.2017

-Reg.No.: 0301.17.217

22 Jan KASPERLIK / Jörg VIEBAHN , Porsche Cayman CS MR GT4, PRO theoretical besttime: 1:59.085

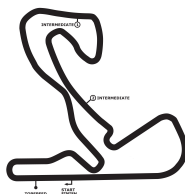
Lap	D	Time	S1	V1	S2	V2	S3	V3	Vmax	Lap	D	Time	S1	V1	S2	V2	S3	V3	Vmax
1	2	2:42.139		134	37.032	160	41.843	197		5	2	2:02.166	53.504	161	31.901	182	36.761	207	201
2	2	2:09.117	56.446	154	33.872	164	38.799	205	202	6	2	2:01.973	53.499	163	31.728	177	36.746	214	183
3	2	2:06.095	55.701	135	32.899	185	37.495	206	181	7	2	1:59.085	52.262	166	31.412	184	35.411	212	202
4	2	2:04.768	55.261	160	32.722	177	36.785	207	200	8	2	2:18.349	54.470	150	32.908	158			197

DTM Zandvoort

Zandvoort, length 4307 m

18. - 20.08.2017

GT4 European Series Northern Cup



Lap Analysis qualifying session 1, 19.08.2017

-Reg.No.: 0301.17.217

24 Emil WESTMAN / Samuel SLADECKA , KTM X-Bow GT4, SIL theoretical besttime: 1:57.126

Lap	D	Time	S1	V1	S2	V2	S3	V3	Vmax	Lap	D	Time	S1	V1	S2	V2	S3	V3	Vmax
1	1	3:22.491		124	36.539	158	37.610	200		5	1	1:59.478	54.197	166	30.617	179	34.664	205	197
2	1	2:03.016	55.521	150	31.305	172	36.190	203	184	6	1	1:57.427	51.996	162	30.520	177	34.911	206	207
3	1	2:01.879	55.273	161	31.100	168	35.506	205	192	7	1	2:00.174	52.263	165	31.386	160	36.525	201	199
4	1	1:59.102	53.380	151	30.466	176	35.256	205	193	8	1	2:45.178	1:02.918	107	37.538	126			168

26 Nyls STIEVENART / Soheil AYARI , Ginetta G55 GT4, PRO theoretical besttime: 1:54.021

Lap	D	Time	S1	V1	S2	V2	S3	V3	Vmax	Lap	D	Time	S1	V1	S2	V2	S3	V3	Vmax
1	0	4:55.373		150	31.442	164	38.949	196		5	0	1:54.457	50.668	167	29.748	181	34.041	207	214
2	0	1:58.133	52.611	164	30.818	181	34.704	206	203	6	0	1:54.234	50.232	168	29.854	183	34.148	205	217
3	0	1:56.472	51.052	165	30.110	183	35.310	203	215	7	0	2:08.144	50.627	159	31.530	183			217
4	0	1:57.526	52.704	164	30.584	182	34.238	206	213										

28 Freddy KREMER / Detlef SCHMIDT , Porsche Cayman CS MR GT4, AM theoretical besttime: 2:08.224

Lap	D	Time	S1	V1	S2	V2	S3	V3	Vmax	Lap	D	Time	S1	V1	S2	V2	S3	V3	Vmax
1	1	3:41.005		102	42.569	112	48.680	140		5	1	2:13.966	1:00.923	150	35.111	170	37.932	207	167
2	1	2:31.713	1:09.954	118	38.751	139	43.008	169	130	6	1	2:10.994	56.473	148	33.819	171	40.702	176	187
3	1	2:26.464	1:06.676	132	38.123	131	41.665	193	166	7	1	2:47.829	1:03.551	109	38.060	116			157
4	1	2:19.745	1:02.557	139	34.581	153	42.607	198	172										

33 Stephen PATTRICK / Andrew James MEYRICK , McLaren 570s GT4, PRO theoretical besttime: 1:56.915

Lap	D	Time	S1	V1	S2	V2	S3	V3	Vmax	Lap	D	Time	S1	V1	S2	V2	S3	V3	Vmax
1	2	3:49.055		159	31.792	153	37.951	205		5	2	1:58.139	51.871	165	31.143	187	35.125	210	217
2	2	1:59.139	53.284	166	30.613	186	35.242	207	195	6	2	1:57.848	51.249	164	31.165	186	35.434	208	221
3	2	1:57.946	52.099	165	30.552	186	35.295	207	204	7	2	2:11.525	51.938	163	31.357	184			205
4	2	1:57.387	51.593	166	30.680	188	35.114	209	214										

34 Willem MEIJER / Lennart MARIONECK , KTM X-Bow GT4, SIL theoretical besttime: 1:55.650

Lap	D	Time	S1	V1	S2	V2	S3	V3	Vmax	Lap	D	Time	S1	V1	S2	V2	S3	V3	Vmax
1	1	8:29.198		140	32.371	170	35.961	203		4	1	1:59.261	53.443	158	31.558	179	34.260	207	216
2	1	1:57.875	52.452	166	30.327	177	35.096	205	195	5	1	1:58.980	51.063	169	32.438	156	35.479	198	216
3	1	1:56.816	51.233	166	31.271	180	34.312	209	206	6	1	2:34.699	1:05.284	119	36.713	122			147

44 Marylin NIEDERHAUSER / Caitlin WOOD , KTM X-Bow GT4, SIL theoretical besttime: 2:02.108

Lap	D	Time	S1	V1	S2	V2	S3	V3	Vmax	Lap	D	Time	S1	V1	S2	V2	S3	V3	Vmax
1	1	3:53.234		120	37.347	122	43.350	197		5	1	2:03.662	55.203	161	31.927	178	36.532	205	186
2	1	2:12.210	58.898	151	34.260	169	39.052	199	178	6	1	2:04.256	54.952	166	32.186	167	37.118	204	213
3	1	2:08.007	57.188	157	32.953	177	37.866	201	176	7	1	2:04.110	53.649	164	31.930	170	38.531	163	207
4	1	2:04.975	54.877	160	32.568	182	37.530	203	192	8	1	2:30.065	59.945	145	35.287	127			146

51 Peter LARSEN / Johan ROSEN , Ginetta G55 GT4, AM theoretical besttime: 2:02.932

Lap	D	Time	S1	V1	S2	V2	S3	V3	Vmax	Lap	D	Time	S1	V1	S2	V2	S3	V3	Vmax
1	1	7:42.959		117	36.936	127	41.988	193		4	1	2:03.146	54.731	154	31.963	172	36.452	201	188
2	1	2:16.088	1:01.998	135	35.586	163	38.504	198	154	5	1	2:04.488	54.517	142	32.324	179	37.647	200	185
3	1	2:06.690	56.934	146	32.723	167	37.033	201	175	6	1	2:29.435	57.883	142	33.331	129			162

54 Benjamin MAZATIS / August MACBETH , KTM X-Bow GT4, PRO theoretical besttime: 2:01.534

Lap	D	Time	S1	V1	S2	V2	S3	V3	Vmax	Lap	D	Time	S1	V1	S2	V2	S3	V3	Vmax
1	1	5:38.101		107	41.787	118				4	1	2:03.082	54.753	162	31.894	155	36.435	204	175
2	1	4:42.248	3:22.862	139	34.567	152	44.819	192		5	1	2:17.819	53.379	161	31.720	158			197
3	1	2:09.763	56.329	155	33.981	152	39.453	200	157										

55 Hakan RICKNAS / Marcus SODERHOLM , Porsche Cayman CS MR GT4, AM theoretical besttime: 2:02.652

Lap	D	Time	S1	V1	S2	V2	S3	V3	Vmax	Lap	D	Time	S1	V1	S2	V2	S3	V3	Vmax
1	1	4:48.608		95	45.193	114	50.216	151		5	1	2:04.423	55.865	147	32.053	169	36.505	211	180
2	1	2:30.947	1:10.618	102	36.969	143	43.360	184	126	6	1	2:02.652	54.804	155	31.651	169	36.197	212	191
3	1	2:15.652	1:02.246	99	34.866	143	38.540	201	144	7	1	2:40.361	1:02.891	125	36.992	108			163
4	1	2:10.554	58.306	153	34.117	144	38.131	207	177										

60 Phil GLEW / Charlie FAGG , Maserati GranTurismo MC GT4, SIL theoretical besttime: 1:56.043

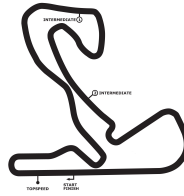
Lap	D	Time	S1	V1	S2	V2	S3	V3	Vmax	Lap	D	Time	S1	V1	S2	V2	S3	V3	Vmax
1	1	3:26.989		137	33.873	140	36.979	207		5	1	1:56.810	51.755	161	30.170	174	34.885	212	182

DTM Zandvoort

Zandvoort, length 4307 m

18. - 20.08.2017

GT4 European Series Northern Cup



Lap Analysis qualifying session 1, 19.08.2017

-Reg.No.: 0301.17.217

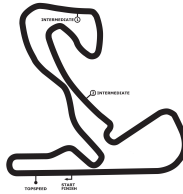
Lap	D	Time	S1	V1	S2	V2	S3	V3	Vmax	Lap	D	Time	S1	V1	S2	V2	S3	V3	Vmax
2	1	1:59.024	53.034	152	30.817	164	35.173	211	178	6	1	1:58.468	51.378	163	30.148	158	36.942	210	178
3	1	1:59.518	53.056	150	31.172	168	35.290	210	184	7	1	1:57.793	52.009	157	31.121	175	34.663	212	188
4	1	1:57.062	52.326	161	30.002	174	34.734	209	178	8	1	2:41.932	1:04.410	104	38.641	120			175

DTM Zandvoort

Zandvoort, length 4307 m

18. - 20.08.2017

GT4 European Series Northern Cup



Lap Analysis qualifying session 1, 19.08.2017

-Reg.No.: 0301.17.217

62 William MOORE / Matt Nicoll JONES , Aston Martin Vantage GT4, SIL theoretical besttime: 1:56.598

Lap	D	Time	S1	V1	S2	V2	S3	V3	Vmax	Lap	D	Time	S1	V1	S2	V2	S3	V3	Vmax
1	2	2:09.100		155	31.036	162	36.533	210		6	2	1:57.019	51.245	166	30.788	183	34.986	215	206
2	2	1:57.338	51.719	167	30.428	181	35.191	212	201	7	2	1:58.806	52.307	160	31.054	168	35.445	215	215
3	2	2:09.264	53.001	161	32.203	133	44.060	212	201	8	2	1:56.728	51.184	166	30.435	184	35.109	215	208
4	2	2:04.558	57.324	133	31.333	174	35.901	213	190	9	2	2:34.009	1:05.111	115	37.144	124			164
5	2	2:06.365	51.490	163	30.575	170	44.300	215	208										

64 Mads SILJEHAUG / Jamie VANDENBALCK , KTM X-Bow GT4, SIL theoretical besttime: 1:56.917

Lap	D	Time	S1	V1	S2	V2	S3	V3	Vmax	Lap	D	Time	S1	V1	S2	V2	S3	V3	Vmax
1	2	7:28.868		154	34.401	160	36.410	204		4	2	1:57.893	51.724	166	31.216	179	34.953	206	215
2	2	1:58.399	52.276	159	30.739	175	35.384	206	208	5	2	2:02.117	52.061	161	31.484	177	38.572	204	215
3	2	1:57.562	52.369	165	30.553	181	34.640	205	208	6	2	2:50.136	1:03.207	110	38.525	124			152

65 Alain GRAND / Didier MOUREU , Ginetta G55 GT4, AM theoretical besttime: 1:58.758

Lap	D	Time	S1	V1	S2	V2	S3	V3	Vmax	Lap	D	Time	S1	V1	S2	V2	S3	V3	Vmax
1	2	4:30.780		137	33.623	139	37.980	200		5	2	2:00.542	54.496	150	30.599	167	35.447	205	170
2	2	2:06.483	57.659	121	32.224	152	36.600	202	147	6	2	1:58.758	53.014	153	30.515	176	35.229	205	176
3	2	2:05.772	56.091	141	31.661	141	38.020	203	162	7	2	2:00.358	53.807	147	30.863	178	35.688	182	185
4	2	2:02.561	55.347	145	30.967	174	36.247	203	174	8	2	2:29.562	58.102	130	34.824	126			151

71 Paolo MELONI / Massimiliano TRESOLDI , Maserati GranTurismo MC GT4, SI theoretical besttime: 2:04.533

Lap	D	Time	S1	V1	S2	V2	S3	V3	Vmax	Lap	D	Time	S1	V1	S2	V2	S3	V3	Vmax
1	2	6:28.430		129	35.541	159	40.436	198		4	2	2:06.370	56.663	134	32.740	170	36.967	207	171
2	2	2:16.723	59.532	132	36.280	142	40.911	186	157	5	2	2:05.129	55.123	137	32.443	161	37.563	208	176
3	2	2:14.422	1:03.216	134	33.593	165	37.613	209	161	6	2	2:42.197	1:06.206	107	37.356	133			157

74 Laura KRAHAMER / Cedric FREIBURGHaus , KTM X-Bow GT4, SIL theoretical besttime: 1:56.687

Lap	D	Time	S1	V1	S2	V2	S3	V3	Vmax	Lap	D	Time	S1	V1	S2	V2	S3	V3	Vmax
1	2	3:10.612		148	33.911	169	38.405	200		5	2	1:59.189	52.375	157	30.854	180	35.960	200	214
2	2	2:02.801	54.479	163	31.977	176	36.345	202	196	6	2	2:01.962	54.077	142	32.509	174	35.376	207	206
3	2	2:00.469	52.866	161	31.954	179	35.649	203	211	7	2	1:58.012	51.096	169	30.639	181	36.277	203	211
4	2	1:58.262	52.167	168	31.143	180	34.952	206	212	8	2	2:14.786	54.815	166	30.797	180			187

75 Dario CERATI / Maurizio FONDI , Porsche 911(997) GT4, AM theoretical besttime: 2:02.776

Lap	D	Time	S1	V1	S2	V2	S3	V3	Vmax	Lap	D	Time	S1	V1	S2	V2	S3	V3	Vmax
1	1	2:44.399		135	34.665	153	41.628	196		5	1	2:05.231	55.009	157	31.649	170	38.573	209	192
2	1	2:10.983	57.610	137	33.665	148	39.708	200	170	6	1	2:03.827	54.273	152	32.496	176	37.058	211	194
3	1	2:05.641	55.390	152	32.269	175	37.982	207	186	7	1	2:05.836	55.072	149	33.574	175	37.190	208	193
4	1	2:04.647	55.971	155	31.822	179	36.854	209	195	8	1	2:42.382	1:02.829	99	36.487	108			181

76 Giuseppe GHEZZI / Manuele MENGozzi , Porsche 911(997) GT4, AM theoretical besttime: 1:59.189

Lap	D	Time	S1	V1	S2	V2	S3	V3	Vmax	Lap	D	Time	S1	V1	S2	V2	S3	V3	Vmax
1	2	2:48.528		127	34.922	131	44.160	156		5	2	2:02.144	53.913	149	31.833	168	36.398	214	181
2	2	2:11.682	59.969	137	33.325	141	38.388	209	162	6	2	1:59.189	53.101	157	31.123	189	34.965	216	196
3	2	2:04.647	56.584	144	31.526	174	36.537	207	175	7	2	2:04.402	54.529	137	34.732	176	35.141	201	203
4	2	2:02.768	54.680	151	31.751	158	36.337	212	168	8	2	2:41.693	1:05.454	115	38.003	142			166

77 Romy DALL'ANTONIA / Giuseppe FASCICOLO , Maserati GranTurismo MC G1 theoretical besttime: 2:01.339

Lap	D	Time	S1	V1	S2	V2	S3	V3	Vmax	Lap	D	Time	S1	V1	S2	V2	S3	V3	Vmax
1	1	4:57.534		108	35.647	140	42.452	202		5	1	2:06.966	54.397	152	31.810	156	40.759	209	190
2	1	2:13.534	1:01.408	140	32.700	157	38.826	209	175	6	1	2:02.089	54.024	152	31.264	171	36.504	209	191
3	1	2:01.457	54.060	159	31.346	166	36.051	210	191	7	1	2:43.364	1:02.336	113	37.224	110			163
4	1	2:03.528	54.456	146	32.279	170	36.793	208	188										

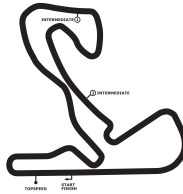
93 Manuela GOSTNER , Maserati GranTurismo MC GT4, AM theoretical besttime: 2:01.813

Lap	D	Time	S1	V1	S2	V2	S3	V3	Vmax	Lap	D	Time	S1	V1	S2	V2	S3	V3	Vmax
1	1	2:56.519		114	34.889	144	39.745	193		5	1	2:16.980	1:05.192	139	33.353	165	38.435	207	189
2	1	2:13.534	1:00.947	127	34.263	144	38.320	205	161	6	1	2:02.089	54.318	150	31.572	168	36.199	209	176
3	1	2:06.439	55.623	141	33.148	153	37.668	207	181	7	1	2:01.813	54.268	154	31.426	172	36.119	207	184
4	1	2:03.628	54.784	142	32.292	162	36.552	209	183	8	1	2:50.252	59.970	121	44.769	83			167

DTM Zandvoort
Zandvoort, length 4307 m

18. - 20.08.2017

GT4 European Series Northern Cup



Lap Analysis qualifying session 1, 19.08.2017

-Reg.No.: 0301.17.217

94 Achim MÖRTL / Eduard ANTON , KTM X-Bow GT4, AM

theoretical besttime: 1:56.971

Lap	D	Time	S1	V1	S2	V2	S3	V3	Vmax	Lap	D	Time	S1	V1	S2	V2	S3	V3	Vmax
1	1	2:43.254		135	34.607	147	38.876	202		5	1	2:06.254	55.697	164	30.997	169	39.560	204	205
2	1	2:06.363	55.642	146	32.978	158	37.743	204	177	6	1	1:57.329	51.852	168	30.114	180	35.363	207	207
3	1	2:02.084	53.681	161	32.137	178	36.266	205	186	7	1	1:57.085	51.589	168	30.228	182	35.268	207	215
4	1	1:59.321	52.287	169	30.271	180	36.763	205	209	8	1	2:11.556	52.160	165	30.806	182			210

DTM Zandvoort

Zandvoort, length 4307 m

18. - 20.08.2017

GT4 European Series Northern Cup



Lap Analysis qualifying session 1, 19.08.2017

-Reg.No.: 0301.17.217

111 Gabriele PIANA / Razvan UMBRADESCU , Porsche Cayman CS MR GT4, PRO theoretical besttime: 1:58.683

Lap	D	Time	S1	V1	S2	V2	S3	V3	Vmax	Lap	D	Time	S1	V1	S2	V2	S3	V3	Vmax
1	2	2:49.131		127	35.875	143	41.748	196		5	2	2:02.085	54.801	153	31.584	177	35.700	211	183
2	2	2:09.747	57.272	151	34.099	140	38.376	211	175	6	2	2:00.257	53.980	162	31.069	186	35.208	212	196
3	2	2:03.675	55.990	156	31.540	181	36.145	209	184	7	2	1:58.683	52.730	156	30.979	187	34.974	210	212
4	2	2:03.671	54.774	150	32.345	182	36.552	210	192	8	2	2:17.693	55.856	156	32.195	152			191

112 Pavel LEFTEROV / John-Louis JASPER , Porsche Cayman CS MR GT4, SIL theoretical besttime: 1:57.188

Lap	D	Time	S1	V1	S2	V2	S3	V3	Vmax	Lap	D	Time	S1	V1	S2	V2	S3	V3	Vmax
1	1	3:01.975		147	32.668	160	37.355	205		5	1	1:58.489	51.260	156	30.877	185	36.352	208	205
2	1	2:03.488	55.828	133	32.041	177	35.619	208	185	6	1	1:58.327	52.023	163	30.942	181	35.362	207	213
3	1	1:59.473	52.776	155	30.566	173	36.131	208	205	7	1	1:58.264	51.798	163	30.960	179	35.506	209	219
4	1	2:00.917	52.571	159	31.523	182	36.823	205	216	8	1	2:17.243	52.139	151	35.173	137			207

222 Nicolas LEUTWILER / Ander VILARINO , Porsche Cayman CS MR GT4, PRO theoretical besttime: 1:55.391


Lap	D	Time	S1	V1	S2	V2	S3	V3	Vmax	Lap	D	Time	S1	V1	S2	V2	S3	V3	Vmax
1	2	2:25.341		159	32.743	167	36.580	207		6	2	1:56.665	51.162	169	30.685	184	34.818	212	210
2	2	2:00.104	53.210	164	31.426	178	35.468	210	194	7	2	1:56.239	50.814	167	30.590	185	34.835	212	206
3	2	1:59.166	52.011	168	31.234	184	35.921	208	196	8	2	1:57.098	51.899	163	30.637	189	34.562	212	211
4	2	1:57.976	52.442	153	30.306	184	35.228	208	196	9	2	2:32.514	58.665	132	35.756	136			202
5	2	1:56.054	51.101	165	30.015	189	34.938	210	202										

DTM Zandvoort

Zandvoort, length 4307 m

18. - 20.08.2017

GT4 European Series Northern Cup



Topspeed qualifying session 1, 19.08.2017

-Reg.No.: 0301.17.217

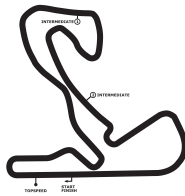
Car No.	Driver	Make	Speed km/h
8	Max KOEBOLT	EKRIS M4 GT4	222
10	Finlay HUTCHISON	McLaren 570s GT4	221
4	Alain FERTÉ	Porsche Cayman CS MR GT4	221
33	Stephen PATTRICK	McLaren 570s GT4	221
112	Pavel LEFTEROV	Porsche Cayman CS MR GT4	219
26	Nyls STIEVENART	Ginetta G55 GT4	217
14	Eike ANGERMAYR	KTM X-Bow GT4	216
34	Willem MEIJER	KTM X-Bow GT4	216
16	Bernhard LABER	Porsche Cayman CS MR GT4	216
9	Luc BRAAMS	McLaren 570s GT4	215
64	Mads SILJEHAUG	KTM X-Bow GT4	215
62	William MOORE	Aston Martin Vantage GT4	215
94	Achim MÖRTL	KTM X-Bow GT4	215
74	Laura KRAIHAMER	KTM X-Bow GT4	214
44	Marylin NIEDERHAUSER	KTM X-Bow GT4	213
111	Gabriele PIANA	Porsche Cayman CS MR GT4	212
222	Nicolas LEUTWILER	Porsche Cayman CS MR GT4	211
11	Ivan VLACHKOV	Sin Cars Sin R1 GT4	209
24	Emil WESTMAN	KTM X-Bow GT4	207
76	Giuseppe GHEZZI	Porsche 911(997) GT4	203
22	Jan KASPERLIK	Porsche Cayman CS MR GT4	202
7	Jérôme DEMAY	Aston Martin Vantage GT4	202
20	Franjo KOVAC	Porsche Cayman CS MR GT4	200
54	Benjamin MAZATIS	KTM X-Bow GT4	197
75	Dario CERATI	Porsche 911(997) GT4	195
55	Hakan RICKNAS	Porsche Cayman CS MR GT4	191
77	Romy DALL'ANTONIA	Maserati GranTurismo MC GT4	191
93	Manuela GOSTNER	Maserati GranTurismo MC GT4	189
60	Phil GLEW	Maserati GranTurismo MC GT4	188
51	Peter LARSEN	Ginetta G55 GT4	188
28	Freddy KREMER	Porsche Cayman CS MR GT4	187
65	Alain GRAND	Ginetta G55 GT4	185
71	Paolo MELONI	Maserati GranTurismo MC GT4	176

DTM Zandvoort

Zandvoort, length 4307 m

18. - 20.08.2017

GT4 European Series Northern Cup



Best Sector Times qualifying session 1

-Reg.No.: 0301.17.217

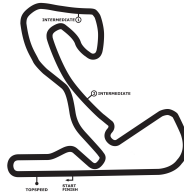
Pos.	sector 1			sector 2			sector 3			theoretical and best lap time				
	No	Driver	Time	No	Driver	Time	No	Driver	Time	No	Driver	theoretical	Best	Pos
1	14	ANGERMAYR-KOFL	50.201	8	KOEBOLT-VAN DER	29.700	26	STIEVENART-AYAR	34.041	8	KOEBOLT-VAN DER	1:54.005	1:54.005	1
2	8	KOEBOLT-VAN DER	50.211	26	STIEVENART-AYAR	29.748	8	KOEBOLT-VAN DER	34.094	26	STIEVENART-AYAR	1:54.021	1:54.234	2
3	26	STIEVENART-AYAR	50.232	10	HUTCHISON-MÖR	29.849	34	MEIJER-MARIONEC	34.260	14	ANGERMAYR-KOFL	1:54.568	1:55.126	4
4	10	HUTCHISON-MÖR	50.656	14	ANGERMAYR-KOFL	29.927	10	HUTCHISON-MÖR	34.429	10	HUTCHISON-MÖR	1:54.934	1:54.934	3
5	222	LEUTWILER-VILARII	50.814	60	GLEW-FAGG	30.002	14	ANGERMAYR-KOFL	34.440	222	LEUTWILER-VILARII	1:55.391	1:56.054	5
6	4	FERTÉ-DEMOUSTIE	50.956	222	LEUTWILER-VILARII	30.015	222	LEUTWILER-VILARII	34.562	34	MEIJER-MARIONEC	1:55.650	1:56.816	8
7	34	MEIJER-MARIONEC	51.063	94	MÖRTL-ANTON	30.114	64	SILJEHAUG-VANDE	34.640	60	GLEW-FAGG	1:56.043	1:56.810	7
8	74	KRAIHAMER-FREIBI	51.096	9	BRAAMS-HUISMAN	30.189	60	GLEW-FAGG	34.663	62	MOORE-JONES	1:56.598	1:56.728	6
9	62	MOORE-JONES	51.184	34	MEIJER-MARIONEC	30.327	24	WESTMAN-SLADEC	34.664	4	FERTÉ-DEMOUSTIE	1:56.654	1:56.908	9
10	33	PATTRICK-MEYRICI	51.249	7	DEMAY-STANLEY	30.386	4	FERTÉ-DEMOUSTIE	34.937	74	KRAIHAMER-FREIBI	1:56.687	1:58.012	15
11	112	LEFTEROV-JASPER	51.260	62	MOORE-JONES	30.428	74	KRAIHAMER-FREIBI	34.952	33	PATTRICK-MEYRICI	1:56.915	1:57.387	12
12	60	GLEW-FAGG	51.378	11	VLACHKOV I.	30.463	76	GHEZZI-MENGOZZI	34.965	64	SILJEHAUG-VANDE	1:56.917	1:57.562	14
13	94	MÖRTL-ANTON	51.589	24	WESTMAN-SLADEC	30.466	111	PIANA-UMBRADESC	34.974	94	MÖRTL-ANTON	1:56.971	1:57.085	11
14	9	BRAAMS-HUISMAN	51.647	65	GRAND-MOUREU	30.515	62	MOORE-JONES	34.986	9	BRAAMS-HUISMAN	1:57.084	1:57.084	10
15	64	SILJEHAUG-VANDE	51.724	33	PATTRICK-MEYRICI	30.552	33	PATTRICK-MEYRICI	35.114	24	WESTMAN-SLADEC	1:57.126	1:57.427	13
16	24	WESTMAN-SLADEC	51.996	64	SILJEHAUG-VANDE	30.553	65	GRAND-MOUREU	35.229	112	LEFTEROV-JASPER	1:57.188	1:58.264	16
17	22	KASPERLIK-VIEBAF	52.262	112	LEFTEROV-JASPER	30.566	9	BRAAMS-HUISMAN	35.248	11	VLACHKOV I.	1:58.645	1:58.765	19
18	16	LABER-DANNER	52.482	74	KRAIHAMER-FREIBI	30.639	94	MÖRTL-ANTON	35.268	111	PIANA-UMBRADESC	1:58.683	1:58.683	17
19	11	VLACHKOV I.	52.700	4	FERTÉ-DEMOUSTIE	30.761	112	LEFTEROV-JASPER	35.362	65	GRAND-MOUREU	1:58.758	1:58.758	18
20	111	PIANA-UMBRADESC	52.730	111	PIANA-UMBRADESC	30.979	22	KASPERLIK-VIEBAF	35.411	7	DEMAY-STANLEY	1:58.839	1:58.844	20
21	7	DEMAY-STANLEY	52.885	76	GHEZZI-MENGOZZI	31.123	11	VLACHKOV I.	35.482	22	KASPERLIK-VIEBAF	1:59.085	1:59.085	21
22	65	GRAND-MOUREU	53.014	16	LABER-DANNER	31.139	16	LABER-DANNER	35.568	16	LABER-DANNER	1:59.189	1:59.189	23
23	76	GHEZZI-MENGOZZI	53.101	77	DALL'ANTONIA-FAS	31.264	7	DEMAY-STANLEY	35.568	76	GHEZZI-MENGOZZI	1:59.189	1:59.189	22
24	54	MAZATIS-MACBETH	53.379	22	KASPERLIK-VIEBAF	31.412	77	DALL'ANTONIA-FAS	36.051	77	DALL'ANTONIA-FAS	2:01.339	2:01.457	24
25	44	NIEDERHAUSER-WI	53.649	93	GOSTNER M.	31.426	93	GOSTNER M.	36.119	54	MAZATIS-MACBETH	2:01.534	2:03.082	27
26	77	DALL'ANTONIA-FAS	54.024	75	CERATI-FONDI	31.649	55	RICKNAS-SODERHC	36.197	93	GOSTNER M.	2:01.813	2:01.813	25
27	93	GOSTNER M.	54.268	55	RICKNAS-SODERHC	31.651	54	MAZATIS-MACBETH	36.435	44	NIEDERHAUSER-WI	2:02.108	2:03.662	29
28	75	CERATI-FONDI	54.273	54	MAZATIS-MACBETH	31.720	51	LARSEN-ROSEN	36.452	55	RICKNAS-SODERHC	2:02.652	2:02.652	26
29	51	LARSEN-ROSEN	54.517	44	NIEDERHAUSER-WI	31.927	44	NIEDERHAUSER-WI	36.532	75	CERATI-FONDI	2:02.776	2:03.827	30
30	55	RICKNAS-SODERHC	54.804	51	LARSEN-ROSEN	31.963	75	CERATI-FONDI	36.854	51	LARSEN-ROSEN	2:02.932	2:03.146	28
31	71	MELONI-TRESOLDI	55.123	20	KOVAC F.	32.065	71	MELONI-TRESOLDI	36.967	71	MELONI-TRESOLDI	2:04.533	2:05.129	31
32	28	KREMER-SCHMIDT	56.473	71	MELONI-TRESOLDI	32.443	28	KREMER-SCHMIDT	37.932	28	KREMER-SCHMIDT	2:08.224	2:10.994	33
33	20	KOVAC F.	57.985	28	KREMER-SCHMIDT	33.819	20	KOVAC F.	38.731	20	KOVAC F.	2:08.781	2:09.255	32

DTM Zandvoort

Zandvoort, length 4307 m

18. - 20.08.2017

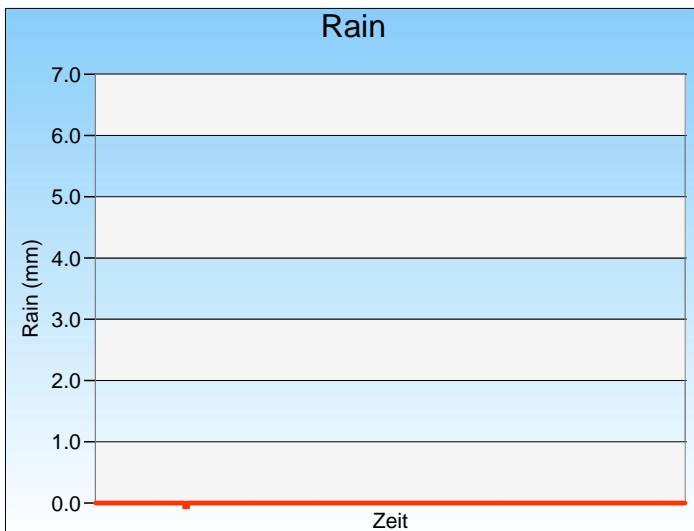
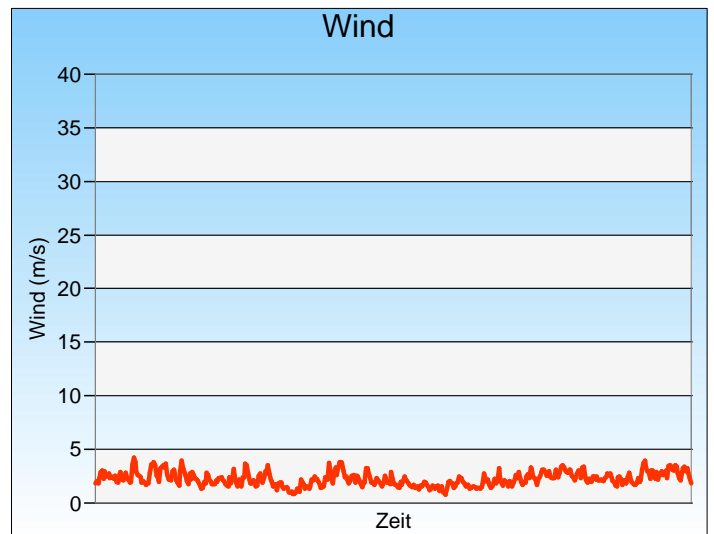
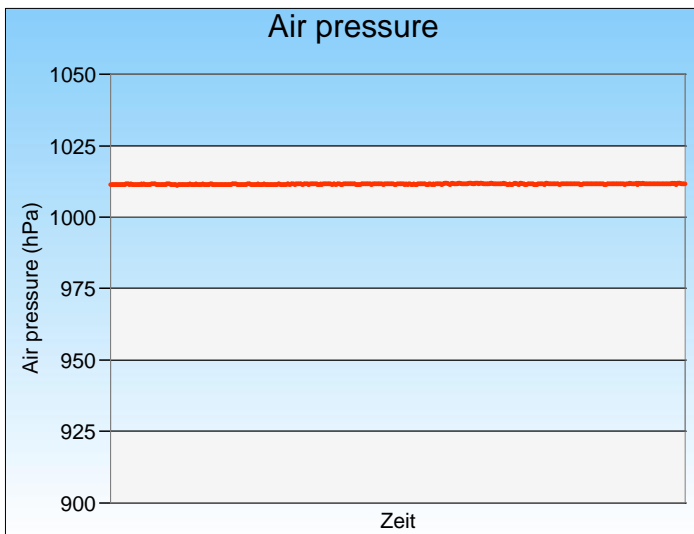
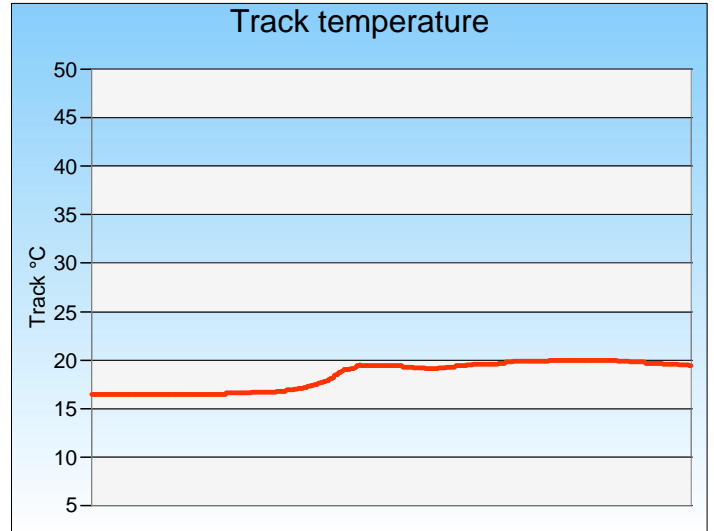
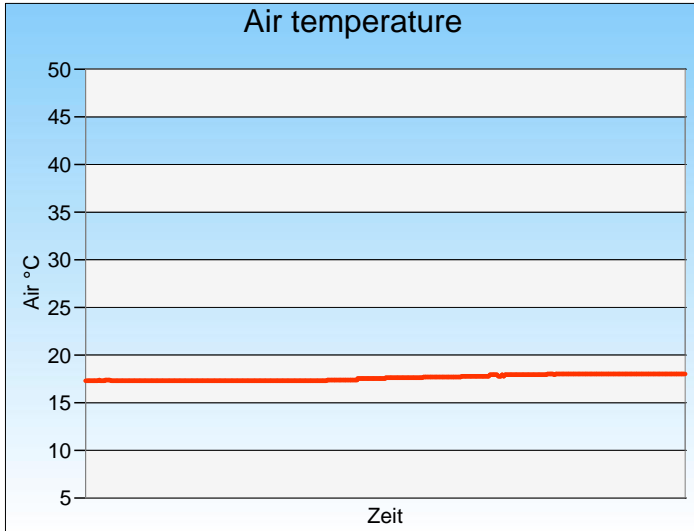
GT4 European Series Northern Cup



Weather qualifying session 1

-Reg.No.: 0301.17.217

19.08.2017, 12:15:00 - 12:30:00



Weather:

cloudy

