


FIA EUROPEAN TRUCK RACING CHAMPIONSHIP

Race 1



Slovakia Ring 5922 m

15. - 16. July 2017




FIA EUROPEAN TRUCK RACING CHAMPIONSHIP

Slovakia Ring, length 5922 m

15. - 16. July 2017

GT4 European Series Northern Cup



Provisional Result Race 1, 15.07.2017

started : 30 classified : 28 not classified : 2

Pos	No.	Cl.	Entrant Driver, Place	Car	Lap	Time total	Interval	Avg. Total GAP	fastest Avg.	at Lap
1	8	SIL	Ekris Motorsport (NLD) Max KOEBOLT / NLD Ricardo VAN DER ENDE / NLD	EKRIS M4 GT4	25	1:01:03.178		145.497	2:13.893	15 159.226
2	62	SIL	Academy Motorsport (GBR) William MOORE / GBR Matt Nicol JONES / GBR	Aston Martin Vantage GT4	25	1:01:08.175	04.997	145.298	2:13.792	23 159.346
3	111	PRO	RN Vision STS (DEU) Gabriele PIANA / ITA Razvan UMBRADESCU / ROU	Porsche Cayman CS MR GT4	25	1:01:10.863	07.685	145.192	2:13.359	23 159.863
4	69	PRO	TM-Racing.org (DEU) Daniel RYMES / CZE Peter TERTING / DEU	Porsche Cayman CS MR GT4	25	1:01:15.331	12.153	145.016	2:13.945	24 159.164
5	71	SIL	Scuderia Villorba Corse (ITA) Paolo MELONI / ITA Massimiliano TRESOLDI / ITA	Maserati GranTurismo MC GT4	25	1:01:22.677	19.499	144.726	2:13.970	23 159.134
6	10	SIL	Equipe Verschuur (NLD) Finlay HUTCHISON / GBR Csaba MÖR / HUN	McLaren 570s GT4	25	1:01:23.995	20.817	144.674	2:14.351	6 158.683
7	112	SIL	RN Vision STS (DEU) Pavel LEFTEROV / BGR John-Louis JASPER / DEU	Porsche Cayman CS MR GT4	25	1:01:24.026	20.848	144.673	2:14.094	16 158.987
8	9	PRO	Las Moras Racing (NLD) Luc BRAAMS / NLD Duncan HUISMAN / NLD	McLaren 570s GT4	25	1:01:24.521	21.343	144.654	2:13.587	24 159.590
9	22	PRO	Allied-Racing (DEU) Jan KASPERLIK / DEU Timothy STUPPLE / DEU	Porsche Cayman CS MR GT4	25	1:01:28.880	25.702	144.483	2:14.620	6 158.366
10	34	SIL	RYS Team Kiska (DEU) Josef ZARUBA / CZE Erik JANIS / CZE	KTM X-Bow GT4	25	1:01:36.301	33.123	144.193	2:13.828	9 159.303
11	64	SIL	RYS Team InterNetX (DEU) Mads SILJEHAUG / NOR Jamie VANDENBALCK / BEL	KTM X-Bow GT4	25	1:01:38.702	35.524	144.099	2:14.058	8 159.030
12	76	AM	Autorlando Sport (ITA) Giuseppe GHEZZI / ITA Alessandro GIOVANELLI / ITA	Porsche 911 (997) GT4	25	1:01:44.069	40.891	143.890	2:14.383	6 158.645
13	74	SIL	RYS Team True Racing (DEU) Laura KRAIHAMER / AUT Cedric FREIBURGHANUS / CHE	KTM X-Bow GT4	25	1:01:44.407	41.229	143.877	2:13.456	10 159.747
14	77	AM	Scuderia Villorba Corse (ITA) Romy DALL'ANTONIA / ITA Giuseppe FASCICOLO / ITA	Maserati GranTurismo MC GT4	25	1:02:15.621	1:12.443	142.675	2:15.741	9 157.058
15	21	AM	Allied-Racing (DEU) Joachim BÖLTING / DEU Nikolaus SCHELLE / DEU	Porsche Cayman CS MR GT4	25	1:02:17.288	1:14.110	142.611	2:16.738	18 155.913
16	80	AM	Esky Akvo Racing Team (POL) Lukasz KRESKI / POL Maciej MARCINKIEWICZ / POL	Maserati GranTurismo MC GT4	25	1:02:25.995	1:22.817	142.280	2:14.583	7 158.409

Subject to final scrutineering !

Timekeeping and Dataservice: wige SOLUTIONS GmbH & Co. KG, Meuspath (Germany)

wige SOLUTIONS

Chief timekeeping: Yasin Özer, Villingen-Schwenningen (Germany), yasin.oezer@wige.de

Page 1


printed : 15.7.2017 - 21:17

FIA EUROPEAN TRUCK RACING CHAMPIONSHIP

Slovakia Ring, length 5922 m

15. - 16. July 2017

GT4 European Series Northern Cup



Provisional Result Race 1, 15.07.2017

started : 30			classified : 28		not classified : 2						
Poř	No.	Cl.	Entrant Driver, Place	Car	Lap	Time total	Interval GAP	Avg. Total	fastest Avg.	at Lap	
17	93	AM	Scuderia Villorba Corse (ITA) Manuela GOSTNER / ITA	Maserati GranTurismo MC GT4	25	1:02:27.451	1:24.273 01.456	142.225	2:16.951	7	
18	11	AM	Sofia Car Motorsport (BGR) Ivan VLACHKOV / BGR	Sin Cars Sin R1 GT4	25	1:02:30.292	1:27.114 02.841	142.117	2:15.738	9	
19	44	SIL	RYS Team WP (DEU) Marylin NIEDERHAUSER / CHE Naomi SCHIFF / ZAF	KTM X-Bow GT4	25	1:02:39.619	1:36.441 09.327	141.764	2:15.838	11	
20	94	AM	Achim MÖRTL / AUT Eduard ANTON / ROU	KTM X-Bow GT4	25	1:02:39.911	1:36.733 00.292	141.753	2:15.589	21	
21	75	AM	Autorlando Sport (ITA) Dario CERATI / ITA Maurizio FONDI / ITA	Porsche 911 (997) GT4	24	1:01:15.073	1 lap 1 lap	139.225	2:18.621	9	
22	7	SIL	Street Art Racing (BEL) Jérôme DEMAY / FRA Julien DARRAS / FRA	Aston Martin Vantage GT4	24	1:01:42.017	1 lap 26.944	138.211	2:14.360	15	
23	88	AM	HP Racing (CHE) Wolfgang RISCH / LIE Coach MCKANSY / DEU	Porsche Cayman CS MR GT4	24	1:02:35.110	1 lap 53.093	136.257	2:16.501	9	
24	99	AM	Sellite Racing Team (POL) Wojciech LOPALLO / POL Lukasz ZIELSKI / POL	Maserati GranTurismo MC GT4	24	1:02:54.834	1 lap 19.724	135.545	2:18.240	23	
25	20	AM	Besagroup Racing Team (DEU) Franjo KOVAC / HRV Cora SCHUMACHER / DEU	Porsche Cayman CS MR GT4	24	1:03:17.963	1 lap 23.129	134.720	2:20.249	11	
26	33	PRO	Bullit Racing and Race (ESP) Stephen PATTRICK / GBR Andrew James MEYRICK / GBR	McLaren 570s GT4	23	1:02:06.859	2 laps 1 lap	131.570	2:14.321	15	
27	50	PRO	Scuderia Villorba Corse (ITA) Piotr CHODZEN / POL Antoni CHODZEN / POL	Maserati GranTurismo MC GT4	23	1:02:34.589	2 laps 27.730	130.598	2:15.480	13	
28	54	SIL	RYS Team Pankl (DEU) Benjamin MAZATIS / DEU August MACBETH / USA	KTM X-Bow GT4	21	1:01:03.722	4 laps 2 laps	122.199	2:13.987	11	
DNC DID NOT CLASSIFIED											
24	SIL		RYS Team Holinger (DEU) Emil WESTMAN / FIN Samuel SLADECKA / SVK	KTM X-Bow GT4	14	37:17.209	11 laps	133.411	2:13.864	12	
14	SIL		RYS Team KTM (DEU) Eike ANGERMAYR / AUT Reinhard KOFLER / AUT	KTM X-Bow GT4	12	37:30.158	13 laps	113.694	2:13.853	7	

fastest lap: 111 PIANA/UMBRADESCU 2:13.359 =159.863 km/h

CARS # 94 & 99 - DRIVE THROUGH CONVERTED IN TO 25 SEC TIME PENALTY (AVOIDABLE COLLISION)

Subject to final scrutineering !

Issued:	Race Director (William Wattè):	Timekeeper:
---------	--------------------------------	-------------

Timekeeping and Dataservice: wige SOLUTIONS GmbH & Co. KG, Meuspath (Germany)

Page 2

wige SOLUTIONS

Chief timekeeping: Yasin Özer, Villingen-Schwenningen (Germany), yasin.oezer@wige.de


printed : 15.7.2017 - 21:17

FIA EUROPEAN TRUCK RACING CHAMPIONSHIP

Slovakia Ring, length 5922 m

15. - 16. July 2017

GT4 European Series Northern Cup



provisional result class Race 1

POS	No	Cl.	Driver, Place	Entrant Car	Laps	Time	Gap	Int	Avg Total	Best Avg
AM										
Started: 11			Classified: 11		Not Classified: 0					
1	76	AM	Giuseppe GHEZZI, ITA	Autorlando Sport (ITA)	25	1:01:44.069			143.890	2:14.383 6
			Alessandro GIOVANELLI, ITA	Porsche 911 (997) GT4						
2	77	AM	Romy DALL'ANTONIA, ITA	Scuderia Villorba Corse (ITA)	25	1:02:15.621	31.552		142.675	2:15.741 9
			Giuseppe FASCICOLO, ITA	Maserati GranTurismo M						
3	21	AM	Joachim BÖLTING, DEU	Allied-Racing (DEU)	25	1:02:17.288	33.219		142.611	2:16.738 18
			Nikolaus SCHELLE, DEU	Porsche Cayman CS MF						
4	80	AM	Lukasz KRESKI, POL	Esky Akvo Racing Team (POL)	25	1:02:25.995	41.926		142.280	2:14.583 7
			Maciej MARCINKIEWICZ, POL	Maserati GranTurismo M						
5	93	AM	Manuela GOSTNER, ITA	Scuderia Villorba Corse (ITA)	25	1:02:27.451	43.382		142.225	2:16.951 7
				Maserati GranTurismo M						
6	11	AM	Ivan VLACHKOV, BGR	Sofia Car Motorsport (BGR)	25	1:02:30.292	46.223		142.117	2:15.738 9
				Sin Cars Sin R1 GT4						
7	94	AM	Achim MÖRTL, AUT		25	1:02:39.911	55.842		141.753	2:15.589 21
			Eduard ANTON, ROU	KTM X-Bow GT4						
8	75	AM	Dario CERATI, ITA	Autorlando Sport (ITA)	24	1:01:15.073	1 Lap		139.225	2:18.621 9
			Maurizio FONDI, ITA	Porsche 911 (997) GT4						
9	88	AM	Wolfgang RISCH, LIE	HP Racing (CHE)	24	1:02:35.110	1 Lap		136.257	2:16.501 9
			Coach MCKANSY, DEU	Porsche Cayman CS MF						
10	99	AM	Wojciech LOPALLO, POL	Sellite Racing Team (POL)	24	1:02:54.834	1 Lap		135.545	2:18.240 23
			Lukasz ZIELSKI, POL	Maserati GranTurismo M						
11	20	AM	Franjo KOVAC, HRV	Besagroup Racing Team (DEU)	24	1:03:17.963	1 Lap		134.720	2:20.249 11
			Cora SCHUMACHER, DEU	Porsche Cayman CS MF						

CARS # 94 & 99 - DRIVE THROUGH CONVERTED IN TO 25 SEC TIME PENALTY (AVOIDABLE COL

PRO

Started: 6			Classified: 6		Not Classified: 0					
1	111	PRC	Gabriele PIANA, ITA	RN Vision STS (DEU)	25	1:01:10.863			145.192	2:13.359 23
			Razvan UMBRARESCU, ROU	Porsche Cayman CS MF						
2	69	PRC	Daniel RYMES, CZE	TM-Racing.org (DEU)	25	1:01:15.331	04.468		145.016	2:13.945 24
			Peter TERTING, DEU	Porsche Cayman CS MF						
3	9	PRC	Luc BRAAMS, NLD	Las Moras Racing (NLD)	25	1:01:24.521	13.658		144.654	2:13.587 24
			Duncan HUISMAN, NLD	McLaren 570s GT4						
4	22	PRC	Jan KASPERLIK, DEU	Allied-Racing (DEU)	25	1:01:28.880	18.017		144.483	2:14.620 6
			Timothy STUPPLE, DEU	Porsche Cayman CS MF						
5	33	PRC	Stephen PATTRICK, GBR	Bullit Racing and Race (ESP)	23	1:02:06.859	2 Laps		131.570	2:14.321 15
			Andrew James MEYRICK, GBR	McLaren 570s GT4						
6	50	PRC	Piotr CHODZEN, POL	Scuderia Villorba Corse (ITA)	23	1:02:34.589	2 Laps		130.598	2:15.480 13
			Antoni CHODZEN, POL	Maserati GranTurismo M						

CARS # 94 & 99 - DRIVE THROUGH CONVERTED IN TO 25 SEC TIME PENALTY (AVOIDABLE COL

SIL


Started: 13			Classified: 11		Not Classified: 2					
1	8	SIL	Max KOEBOLT, NLD	Ekris Motorsport (NLD)	25	1:01:03.178			145.497	2:13.893 15
			Ricardo VAN DER ENDE, NLD	EKRIS M4 GT4						

FIA EUROPEAN TRUCK RACING CHAMPIONSHIP

Slovakia Ring, length 5922 m

15. - 16. July 2017

GT4 European Series Northern Cup



provisional result class Race 1

POS	No	Cl.	Driver, Place	Entrant Car	Laps	Time	Gap	Int	Avg Total	Best Avg
2	62	SIL	William MOORE, GBR Matt Nicoll JONES, GBR	Academy Motorsport (GBR) Aston Martin Vantage G	25	1:01:08.175	04.997		145.298	2:13.792 23
3	71	SIL	Paolo MELONI, ITA Massimiliano TRESOLDI, ITA	Scuderia Villorba Corse (ITA) Maserati GranTurismo IV	25	1:01:22.677	19.499		144.726	2:13.970 23
4	10	SIL	Finlay HUTCHISON, GBR Csaba MÓR, HUN	Equipe Verschuur (NLD) McLaren 570s GT4	25	1:01:23.995	20.817		144.674	2:14.351 6
5	112	SIL	Pavel LEFTEROV, BGR John-Louis JASPER, DEU	RN Vision STS (DEU) Porsche Cayman CS MF	25	1:01:24.026	20.848		144.673	2:14.094 16
6	34	SIL	Josef ZARUBA, CZE Erik JANIS, CZE	RYS Team Kiska (DEU) KTM X-Bow GT4	25	1:01:36.301	33.123		144.193	2:13.828 9
7	64	SIL	Mads SILJEHAUG, NOR Jamie VANDENBALCK, BEL	RYS Team InterNetX (DEU) KTM X-Bow GT4	25	1:01:38.702	35.524		144.099	2:14.058 8
8	74	SIL	Laura KRAIHAMER, AUT Cedric FREIBURGHHAUS, CHE	RYS Team True Racing (DEU) KTM X-Bow GT4	25	1:01:44.407	41.229		143.877	2:13.456 10
9	44	SIL	Marylin NIEDERHAUSER, CHE Naomi SCHIFF, ZAF	RYS Team WP (DEU) KTM X-Bow GT4	25	1:02:39.619	1:36.441		141.764	2:15.838 11
10	7	SIL	Jérôme DEMAY, FRA Julien DARRAS, FRA	Street Art Racing (BEL) Aston Martin Vantage G	24	1:01:42.017		1 Lap	138.211	2:14.360 15
11	54	SIL	Benjamin MAZATIS, DEU August MACBETH, USA	RYS Team Pankl (DEU) KTM X-Bow GT4	21	1:01:03.722		4 Laps	122.199	2:13.987 11

DNC | DID NOT CLASSIFIED

24	SIL	Emil WESTMAN, FIN Samuel SLADECKA, SVK	RYS Team Holinger (DEU) KTM X-Bow GT4	14	37:17.209	11 Laps			133.411	2:13.864 12
14	SIL	Eike ANGERMAYR, AUT Reinhard KOFLER, AUT	RYS Team KTM (DEU) KTM X-Bow GT4	12	37:30.158	13 Laps			113.694	2:13.853 7

Fastest Lapttime: 74 KRAIHAMER/FREIBURGHHAUS 2:13.456 = 159.747 km/h

CARS # 94 & 99 - DRIVE THROUGH CONVERTED IN TO 25 SEC TIME PENALTY (AVOIDABLE COL

Subject to final scrutineering !


Issued:	- Race Director (William Watté):	- Timekeeper:
---------	----------------------------------	---------------

FIA EUROPEAN TRUCK RACING CHAMPIONSHIP

Slovakia Ring, length 5922 m

15. - 16. July 2017

GT4 European Series Northern Cup



Best Sector Times Race 1


Pos.	sector 1			sector 2			sector 3			theoretical and best lap time				
	No	Driver	Time	No	Driver	Time	No	Driver	Time	No	Driver	theoretical	Best	Pos
1	9	BRAAMS-HUISMAN	40.816	74	KRAIHAMER-FREIBI	1:04.141	76	GHEZZI-GIOVANELI	27.239	111	PIANA-UMBRARESC	2:13.046	2:13.359	
2	62	MOORE-JONES	40.879	24	WESTMAN-SLADEC	1:04.351	80	KRESKI-MARCINKIE	27.277	74	KRAIHAMER-FREIBI	2:13.049	2:13.456	
3	7	DEMAY-DARRAS	40.921	34	ZARUBA-JANIS	1:04.541	62	MOORE-JONES	27.285	9	BRAAMS-HUISMAN	2:13.129	2:13.587	
4	111	PIANA-UMBRARESC	40.934	54	MAZATIS-MACBETH	1:04.646	8	KOEBOLT-VAN DER	27.291	54	MAZATIS-MACBETH	2:13.359	2:13.987	
5	8	KOEBOLT-VAN DER	41.039	64	SILJEHAUG-VANDE	1:04.700	10	HUTCHISON-MÓR	27.294	62	MOORE-JONES	2:13.451	2:13.792	
6	10	HUTCHISON-MÓR	41.048	14	ANGERMAYR-KOFL	1:04.714	71	MELONI-TRESOLDI	27.304	34	ZARUBA-JANIS	2:13.497	2:13.828	
7	33	PATRICK-MEYRICI	41.084	111	PIANA-UMBRARESC	1:04.781	111	PIANA-UMBRARESC	27.331	14	ANGERMAYR-KOFL	2:13.523	2:13.853	
8	54	MAZATIS-MACBETH	41.123	9	BRAAMS-HUISMAN	1:04.934	7	DEMAY-DARRAS	27.367	71	MELONI-TRESOLDI	2:13.567	2:13.970	
9	112	LEFTEROV-JASPER	41.156	71	MELONI-TRESOLDI	1:04.952	9	BRAAMS-HUISMAN	27.379	8	KOEBOLT-VAN DER	2:13.635	2:13.893	
10	74	KRAIHAMER-FREIBI	41.193	76	GHEZZI-GIOVANELI	1:05.065	69	RYMES-TERTING	27.401	76	GHEZZI-GIOVANELI	2:13.640	2:14.383	
11	69	RYMES-TERTING	41.208	69	RYMES-TERTING	1:05.065	33	PATRICK-MEYRICI	27.477	24	WESTMAN-SLADEC	2:13.667	2:13.864	
12	14	ANGERMAYR-KOFL	41.266	22	KASPERLIK-STUPPI	1:05.118	112	LEFTEROV-JASPER	27.532	69	RYMES-TERTING	2:13.674	2:13.945	
13	64	SILJEHAUG-VANDE	41.266	112	LEFTEROV-JASPER	1:05.177	22	KASPERLIK-STUPPI	27.543	64	SILJEHAUG-VANDE	2:13.761	2:14.058	
14	71	MELONI-TRESOLDI	41.311	62	MOORE-JONES	1:05.287	14	ANGERMAYR-KOFL	27.543	10	HUTCHISON-MÓR	2:13.860	2:14.351	
15	94	MÖRTL-ANTON	41.327	8	KOEBOLT-VAN DER	1:05.305	54	MAZATIS-MACBETH	27.590	112	LEFTEROV-JASPER	2:13.865	2:14.094	
16	76	GHEZZI-GIOVANELI	41.336	11	VLACHKOV I.	1:05.364	34	ZARUBA-JANIS	27.616	22	KASPERLIK-STUPPI	2:14.039	2:14.620	
17	34	ZARUBA-JANIS	41.340	44	NIEDERHAUSER-SC	1:05.441	93	GOSTNER M.	27.693	33	PATRICK-MEYRICI	2:14.183	2:14.321	
18	22	KASPERLIK-STUPPI	41.378	10	HUTCHISON-MÓR	1:05.518	74	KRAIHAMER-FREIBI	27.715	7	DEMAY-DARRAS	2:14.248	2:14.360	
19	80	KRESKI-MARCINKIE	41.545	94	MÖRTL-ANTON	1:05.521	24	WESTMAN-SLADEC	27.728	80	KRESKI-MARCINKIE	2:14.400	2:14.583	
20	24	WESTMAN-SLADEC	41.588	80	KRESKI-MARCINKIE	1:05.578	50	CHODZEN-CHODZE	27.730	94	MÖRTL-ANTON	2:14.624	2:15.589	
21	11	VLACHKOV I.	41.708	50	CHODZEN-CHODZE	1:05.599	11	VLACHKOV I.	27.771	11	VLACHKOV I.	2:14.843	2:15.738	
22	50	CHODZEN-CHODZE	41.742	33	PATRICK-MEYRICI	1:05.622	94	MÖRTL-ANTON	27.776	50	CHODZEN-CHODZE	2:15.071	2:15.480	
23	88	RISCH-MCKANSY	41.791	77	DALL'ANTONIA-FAS	1:05.725	64	SILJEHAUG-VANDE	27.795	44	NIEDERHAUSER-SC	2:15.409	2:15.838	
24	21	BÖLTING-SHELLE	41.860	7	DEMAY-DARRAS	1:05.960	77	DALL'ANTONIA-FAS	27.807	77	DALL'ANTONIA-FAS	2:15.665	2:15.741	
25	44	NIEDERHAUSER-SC	41.979	93	GOSTNER M.	1:06.186	99	LOPALLO-ZIELSKI	27.835	93	GOSTNER M.	2:16.051	2:16.951	
26	77	DALL'ANTONIA-FAS	42.133	21	BÖLTING-SHELLE	1:06.475	88	RISCH-MCKANSY	27.862	21	BÖLTING-SHELLE	2:16.230	2:16.738	
27	93	GOSTNER M.	42.172	88	RISCH-MCKANSY	1:06.705	21	BÖLTING-SHELLE	27.895	88	RISCH-MCKANSY	2:16.358	2:16.501	
28	99	LOPALLO-ZIELSKI	42.733	75	CERATI-FONDI	1:07.210	44	NIEDERHAUSER-SC	27.989	99	LOPALLO-ZIELSKI	2:17.963	2:18.240	
29	75	CERATI-FONDI	42.752	99	LOPALLO-ZIELSKI	1:07.395	75	CERATI-FONDI	28.098	75	CERATI-FONDI	2:18.060	2:18.621	
30	20	KOVAC-SCHUMACH	42.995	20	KOVAC-SCHUMACH	1:08.295	20	KOVAC-SCHUMACH	28.568	20	KOVAC-SCHUMACH	2:19.858	2:20.249	

FIA EUROPEAN TRUCK RACING CHAMPIONSHIP

Slovakia Ring, length 5922 m

15. - 16. July 2017

GT4 European Series Northern Cup



Lap Analysis Race 1, 15.07.2017

7 Jérôme DEMAY (FRA) Julien DARRAS (Aston Martin Vantage GT4) Theoretische Bestzeit: 2:14.248

Lap	D	Time	S1	S2	S3	Lap	D	Time	S1	S2	S3
1	1	2:24.008	48.139	1:08.109	27.760	13	2	3:29.760	1:55.863	1:06.288	27.609
2	1	2:42.983	42.904	1:19.543	40.536	14	2	2:15.113	41.381	1:06.216	27.516
3	1	3:21.304	51.711	1:41.479	48.114	15	2	2:14.360	40.984	1:05.960	27.416
4	1	3:53.336	1:29.484	1:33.127	50.725	16	2	2:14.417	40.921	1:06.029	27.467
5	1	2:18.184	42.698	1:07.789	27.697	17	2	2:15.049	41.089	1:06.007	27.953
6	1	2:16.428	41.894	1:06.857	27.677	18	2	2:22.016	41.054	1:06.846	
7	1	2:16.300	42.161	1:06.584	27.555	19	2	3:01.110	1:25.702	1:07.529	27.879
8	1	2:16.174	42.108	1:06.579	27.487	20	2	2:17.371	41.361	1:07.899	28.111
9	1	2:15.783	41.879	1:06.537	27.367	21	2	2:15.333	41.519	1:06.408	27.406
10	1	2:16.889	41.959	1:07.105	27.825	22	2	3:09.399	45.235	1:56.177	27.987
11	1	2:17.848	41.935	1:08.162	27.751	23	2	2:16.835	41.788	1:07.002	28.045
12	1	2:26.768	42.240	1:09.183		24	2	3:05.249	41.498	1:07.185	1:16.566

8 Max KOEBOLT (NLD) Ricardo VAN DER ENDE (EKRISS M4 GT4) Theoretische Bestzeit: 2:13.635

Lap	D	Time	S1	S2	S3	Lap	D	Time	S1	S2	S3
1	1	2:17.556	44.623	1:05.440	27.493	14	2	2:14.175	41.362	1:05.370	27.443
2	1	2:43.114	41.039	1:17.177	44.898	15	2	2:13.893	41.161	1:05.300	27.427
3	1	3:19.960	51.394	1:39.444	49.122	16	2	2:14.179	41.329	1:05.313	27.537
4	1	3:56.833	1:29.758	1:33.783	53.292	17	2	2:14.878	41.509	1:05.910	27.459
5	1	2:14.533	41.554	1:05.434	27.545	18	2	2:14.768	41.455	1:06.022	27.291
6	1	2:14.159	41.215	1:05.462	27.482	19	2	2:14.329	41.212	1:05.687	27.430
7	1	2:14.708	41.240	1:06.092	27.376	20	2	2:14.624	41.519	1:05.736	27.369
8	1	2:14.531	41.254	1:05.929	27.348	21	2	2:14.868	41.324	1:06.071	27.473
9	1	2:14.566	41.166	1:05.937	27.463	22	2	2:15.226	41.488	1:06.174	27.564
10	1	2:14.715	41.311	1:05.821	27.583	23	2	2:15.485	41.547	1:06.333	27.605
11	1	2:15.296	41.237	1:06.349	27.710	24	2	2:15.082	41.517	1:06.129	27.436
12	1	2:20.485	41.444	1:06.321		25	2	2:15.395	41.637	1:06.082	27.676
13	2	3:45.820	2:12.441	1:05.967	27.412						

9 Luc BRAAMS (NLD) Duncan HUISMAN (McLaren 570s GT4) Theoretische Bestzeit: 2:13.129

Lap	D	Time	S1	S2	S3	Lap	D	Time	S1	S2	S3
1	1	2:27.497	49.682	1:09.674	28.141	14	2	2:14.188	41.424	1:05.258	27.506
2	1	2:48.922	43.017	1:23.326	42.579	15	2	2:16.266	41.102	1:07.236	27.928
3	1	3:18.317	50.012	1:40.263	48.042	16	2	2:14.317	41.514	1:05.352	27.451
4	1	3:51.213	1:29.976	1:32.812	48.425	17	2	2:13.851	41.114	1:05.358	27.379
5	1	2:21.597	43.058	1:10.601	27.938	18	2	2:14.400	41.231	1:05.261	27.908
6	1	2:16.726	42.271	1:06.200	28.255	19	2	2:13.768	40.985	1:05.093	27.690
7	1	2:18.157	42.728	1:07.737	27.692	20	2	2:13.900	40.816	1:05.449	27.635
8	1	2:17.270	41.689	1:07.747	27.834	21	2	2:14.243	41.276	1:05.550	27.417
9	1	2:16.685	41.497	1:07.182	28.006	22	2	2:13.719	40.964	1:05.258	27.497
10	1	2:23.953	42.221	1:07.268		23	2	2:14.566	41.318	1:05.661	27.587
11	2	3:45.592	2:12.718	1:05.342	27.532	24	2	2:13.587	41.247	1:04.930	27.406
12	2	2:13.903	41.064	1:05.260	27.579	25	2	2:13.677	40.944	1:05.234	27.499
13	2	2:14.207	41.292	1:05.411	27.504						

10 Finlay HUTCHISON (GBR) Csaba MÓR (McLaren 570s GT4) Theoretische Bestzeit: 2:13.860


Lap	D	Time	S1	S2	S3	Lap	D	Time	S1	S2	S3
1	2	2:18.122	45.174	1:05.654	27.294	14	1	3:47.651	2:12.556	1:07.385	27.710
2	2	2:43.282	41.048	1:17.743	44.491	15	1	2:15.873	41.805	1:06.393	27.675
3	2	3:20.114	51.748	1:39.885	48.481	16	1	2:15.703	41.656	1:06.458	27.589
4	2	3:56.409	1:29.922	1:33.473	53.014	17	1	2:15.910	41.513	1:06.533	27.864
5	2	2:14.576	41.604	1:05.510	27.454	18	1	2:15.533	41.272	1:06.441	27.820
6	2	2:14.351	41.223	1:05.698	27.430	19	1	2:16.594	41.772	1:07.168	27.654
7	2	2:15.108	41.278	1:06.307	27.523	20	1	2:16.923	41.980	1:07.271	27.672
8	2	2:15.175	41.471	1:06.306	27.398	21	1	2:15.608	41.593	1:06.289	27.726
9	2	2:14.868	41.332	1:05.977	27.559	22	1	2:17.131	41.841	1:07.475	27.815
10	2	2:14.944	41.331	1:06.218	27.395	23	1	2:15.255	41.146	1:06.503	27.606
11	2	2:14.797	41.116	1:06.145	27.536	24	1	2:15.656	41.403	1:06.577	27.676
12	2	2:15.329	41.311	1:06.637	27.381	25	1	2:18.031	41.930	1:07.655	28.446
13	2	2:21.052	41.103	1:06.391							

FIA EUROPEAN TRUCK RACING CHAMPIONSHIP

Slovakia Ring, length 5922 m

15. - 16. July 2017

GT4 European Series Northern Cup



Lap Analysis Race 1, 15.07.2017

11 Ivan VLACHKOV (BGR) (Sin Cars Sin R1 GT4)

Theoretische Bestzeit: 2:14.843

Lap	D	Time	S1	S2	S3	Lap	D	Time	S1	S2	S3
1	1	2:35.439	51.879	1:14.160	29.400	14	1	2:17.799	42.882	1:06.727	28.190
2	1	2:46.225	45.207	1:22.073	38.945	15	1	2:16.840	42.560	1:06.452	27.828
3	1	3:18.629	51.147	1:39.896	47.586	16	1	2:16.867	42.210	1:06.785	27.872
4	1	3:49.334	1:31.180	1:32.725	45.429	17	1	2:17.190	43.173	1:06.142	27.875
5	1	2:20.637	42.666	1:09.133	28.838	18	1	2:16.458	42.041	1:06.573	27.844
6	1	2:19.728	43.472	1:07.899	28.357	19	1	2:18.336	42.055	1:08.349	27.932
7	1	2:15.962	42.056	1:05.990	27.916	20	1	2:18.605	41.919	1:08.635	28.051
8	1	2:16.959	42.097	1:06.909	27.953	21	1	2:18.337	42.651	1:07.798	27.888
9	1	2:15.738	42.603	1:05.364	27.771	22	1	2:19.670	43.452	1:07.973	28.245
10	1	2:16.530	41.708	1:06.492	28.330	23	1	2:18.627	42.540	1:07.804	28.283
11	1	2:16.455	42.048	1:06.475	27.932	24	1	2:18.564	42.998	1:07.362	28.204
12	1	2:24.391	41.721	1:06.339		25	1	2:19.233	42.509	1:08.180	28.544
13	1	3:57.739	2:20.789	1:08.563	28.387						

14 Eike ANGERMAYR (AUT) Reinhard KOFLER (KTM X-Bow GT4)

Theoretische Bestzeit: 2:13.523

Lap	D	Time	S1	S2	S3	Lap	D	Time	S1	S2	S3
1	2	2:25.229	50.329	1:07.008	27.892	7	2	2:13.853	41.266	1:05.044	27.543
2	2	2:47.570	42.509	1:21.251	43.810	8	2	2:15.557	41.471	1:06.256	27.830
3	2	3:17.344	48.029	1:41.015	48.300	9	2	2:15.525	41.387	1:06.283	27.855
4	2	3:52.908	1:30.085	1:32.861	49.962	10	2	2:39.347	41.487	1:05.383	
5	2	2:14.728	42.007	1:04.996	27.725	11	2	4:49.864	2:53.728	1:19.672	
6	2	2:14.563	42.271	1:04.714	27.578	12	2	6:23.670	4:27.287	1:15.956	

20 Franjo KOVAC (HRV) Cora SCHUMACHER (Porsche Cayman CS MR GT4) Theoretische Bestzeit: 2:19.858

Lap	D	Time	S1	S2	S3	Lap	D	Time	S1	S2	S3
1	1	2:36.824	54.191	1:13.097	29.536	13	2	4:08.558	2:23.229	1:14.928	30.401
2	1	2:47.583	46.638	1:21.137	39.808	14	2	2:31.410	46.184	1:14.873	30.353
3	1	3:20.173	53.635	1:37.468	49.070	15	2	2:31.321	45.944	1:15.248	30.129
4	1	3:48.282	1:29.724	1:33.301	45.257	16	2	2:31.001	46.124	1:14.389	30.488
5	1	2:24.986	44.670	1:11.272	29.044	17	2	2:32.633	45.914	1:16.427	30.292
6	1	2:22.675	43.309	1:10.499	28.867	18	2	2:34.095	47.886	1:15.826	30.383
7	1	2:20.363	43.483	1:08.291	28.585	19	2	2:31.951	45.748	1:16.082	30.121
8	1	2:21.450	43.270	1:09.481	28.699	20	2	2:33.596	46.724	1:16.077	30.795
9	1	2:21.289	43.612	1:09.109	28.568	21	2	2:29.819	46.325	1:13.909	29.585
10	1	2:20.647	42.995	1:08.962	28.690	22	2	2:28.769	45.822	1:13.497	29.450
11	1	2:20.249	43.134	1:08.417	28.698	23	2	2:25.475	44.994	1:11.520	28.961
12	1	2:28.542	43.743	1:09.795		24	2	2:26.272	45.632	1:11.584	29.056

21 Joachim BÖLTING (DEU) Nikolaus SCHELLE (Porsche Cayman CS MR G) Theoretische Bestzeit: 2:16.230


Lap	D	Time	S1	S2	S3	Lap	D	Time	S1	S2	S3
1	1	2:25.313	48.595	1:08.216	28.502	14	2	2:17.898	42.428	1:07.228	28.242
2	1	2:48.036	43.573	1:21.332	43.131	15	2	2:18.200	42.176	1:07.674	28.350
3	1	3:17.948	48.742	1:40.692	48.514	16	2	2:17.293	42.617	1:06.471	28.201
4	1	3:52.650	1:29.759	1:32.973	49.918	17	2	2:17.068	41.860	1:07.127	28.081
5	1	2:18.834	43.334	1:07.138	28.362	18	2	2:16.738	42.167	1:06.596	27.975
6	1	2:17.379	42.386	1:07.098	27.895	19	2	2:17.805	42.509	1:06.952	28.344
7	1	2:19.156	43.076	1:08.042	28.038	20	2	2:17.118	42.039	1:06.997	28.082
8	1	2:17.761	42.419	1:07.224	28.118	21	2	2:17.132	42.029	1:06.731	28.372
9	1	2:18.254	42.545	1:07.716	27.993	22	2	2:17.344	42.118	1:07.232	27.994
10	1	2:18.109	42.379	1:07.688	28.042	23	2	2:17.887	42.315	1:07.304	28.268
11	1	2:18.838	42.265	1:08.641	27.932	24	2	2:17.815	42.373	1:06.936	28.506
12	1	2:25.770	42.218	1:07.520		25	2	2:17.583	42.177	1:07.248	28.158
13	2	3:49.359	2:14.302	1:06.971	28.086						

FIA EUROPEAN TRUCK RACING CHAMPIONSHIP

Slovakia Ring, length 5922 m

15. - 16. July 2017

GT4 European Series Northern Cup



Lap Analysis Race 1, 15.07.2017

22 Jan KASPERLIK (DEU) Timothy STUPPLE (Porsche Cayman CS MR GT4 Theoretische Bestzeit: 2:14.039

Lap	D	Time	S1	S2	S3	Lap	D	Time	S1	S2	S3
1	1	2:19.708	45.964	1:05.598	28.146	14	1	2:20.948	41.913	1:06.838	
2	1	2:43.857	42.271	1:17.583	44.003	15	2	3:49.159	2:14.473	1:06.944	27.742
3	1	3:20.850	51.504	1:40.736	48.610	16	2	2:15.956	41.875	1:06.362	27.719
4	1	3:54.929	1:28.985	1:33.580	52.364	17	2	2:16.163	41.728	1:06.357	28.078
5	1	2:15.029	42.326	1:05.111	27.585	18	2	2:16.996	41.810	1:07.297	27.889
6	1	2:14.620	41.563	1:05.418	27.639	19	2	2:17.202	41.849	1:07.561	27.792
7	1	2:15.061	41.378	1:05.893	27.790	20	2	2:17.020	42.686	1:06.791	27.543
8	1	2:16.554	41.822	1:06.938	27.794	21	2	2:14.908	41.450	1:05.814	27.644
9	1	2:15.419	41.544	1:06.065	27.810	22	2	2:14.959	41.553	1:05.707	27.699
10	1	2:15.158	41.446	1:06.066	27.646	23	2	2:16.208	42.146	1:06.391	27.671
11	1	2:15.765	41.602	1:06.312	27.851	24	2	2:14.990	41.638	1:05.729	27.623
12	1	2:15.801	41.779	1:06.137	27.885	25	2	2:15.360	41.542	1:06.029	27.789
13	1	2:16.260	41.661	1:06.779	27.820						

24 Emil WESTMAN (FIN) Samuel SLADECKA (KTM X-Bow GT4) Theoretische Bestzeit: 2:13.667

Lap	D	Time	S1	S2	S3	Lap	D	Time	S1	S2	S3
1	1	2:34.461	52.997	1:11.876	29.588	8	1	2:15.323	41.824	1:05.561	27.938
2	1	2:45.464	44.915	1:20.860	39.689	9	1	2:17.660	41.985	1:07.184	28.491
3	1	3:18.848	51.145	1:39.887	47.816	10	1	2:25.107	42.557	1:07.165	
4	1	3:48.939	1:31.012	1:32.588	45.339	11	2	3:59.619	2:26.800	1:04.853	27.966
5	1	2:21.425	42.836	1:09.712	28.877	12	2	2:13.864	41.761	1:04.351	27.752
6	1	2:18.325	44.180	1:06.069	28.076	13	2	2:15.189	41.588	1:05.873	27.728
7	1	2:15.995	41.693	1:06.237	28.065	14	2	2:26.990	42.338	1:08.676	

33 Stephen PATTRICK (GBR) Andrew James MEYRICK (McLaren 570s GT4) Theoretische Bestzeit: 2:14.183

Lap	D	Time	S1	S2	S3	Lap	D	Time	S1	S2	S3
1	1	2:26.688	49.726	1:08.609	28.353	13	2	2:14.831	41.084	1:06.128	27.619
2	1	2:47.378	43.032	1:21.308	43.038	14	2	2:15.166	41.578	1:05.934	27.654
3	1	3:17.950	48.774	1:40.493	48.683	15	2	2:14.321	41.139	1:05.705	27.477
4	1	3:51.410	1:29.863	1:32.777	48.770	16	2	2:16.475	41.607	1:07.255	27.613
5	1	2:18.039	42.744	1:07.447	27.848	17	2	2:16.895	41.350	1:07.857	27.688
6	1	5:21.230	42.467	4:08.939	29.824	18	2	2:15.301	41.089	1:06.661	27.551
7	1	2:20.643	44.437	1:08.083	28.123	19	2	2:17.140	41.308	1:08.090	27.742
8	1	2:30.173	43.471	1:10.639		20	2	2:15.305	41.115	1:06.583	27.607
9	1	3:32.148	1:06.047	1:48.985		21	2	2:15.350	41.537	1:06.201	27.612
10	2	4:16.694	2:42.840	1:06.011	27.843	22	2	2:15.119	41.163	1:06.138	27.818
11	2	2:14.611	41.179	1:05.621	27.810	23	2	2:16.630	41.544	1:07.091	27.995
12	2	2:17.362	41.486	1:07.981	27.895						

34 Josef ZARUBA (CZE) Erik JANIS (KTM X-Bow GT4) Theoretische Bestzeit: 2:13.497


Lap	D	Time	S1	S2	S3	Lap	D	Time	S1	S2	S3
1	2	2:33.162	52.569	1:10.585	30.008	14	1	3:48.341	2:15.133	1:05.257	27.951
2	2	2:45.514	42.444	1:22.264	40.806	15	1	2:18.377	41.914	1:08.291	28.172
3	2	3:19.181	50.193	1:40.404	48.584	16	1	2:15.789	42.081	1:05.930	27.778
4	2	3:49.579	1:30.527	1:32.455	46.597	17	1	2:13.953	41.449	1:04.888	27.616
5	2	2:21.289	42.490	1:10.119	28.680	18	1	2:14.287	41.340	1:05.101	27.846
6	2	2:15.752	42.067	1:05.480	28.205	19	1	2:14.311	41.590	1:04.951	27.770
7	2	2:16.558	42.738	1:05.959	27.861	20	1	2:14.733	41.531	1:05.491	27.711
8	2	2:14.806	41.792	1:05.362	27.652	21	1	2:14.813	41.678	1:05.328	27.807
9	2	2:13.828	41.622	1:04.541	27.665	22	1	2:16.742	42.019	1:06.650	28.073
10	2	2:14.797	41.446	1:04.905	28.446	23	1	2:15.953	42.542	1:05.558	27.853
11	2	2:16.459	41.601	1:06.681	28.177	24	1	2:15.022	42.235	1:05.013	27.774
12	2	2:16.726	42.724	1:06.165	27.837	25	1	2:15.607	41.594	1:05.684	28.329
13	2	2:20.722	41.627	1:05.607							

FIA EUROPEAN TRUCK RACING CHAMPIONSHIP

Slovakia Ring, length 5922 m

15. - 16. July 2017

GT4 European Series Northern Cup



Lap Analysis Race 1, 15.07.2017

44 Marylin NIEDERHAUSER (CHE) Naomi SCHIFF (KTM X-Bow GT4)						Theoretische Bestzeit: 2:15.409					
Lap	D	Time	S1	S2	S3	Lap	D	Time	S1	S2	S3
1	1	2:35.757	53.640	1:12.887	29.230	14	2	2:21.883	44.134	1:08.292	29.457
2	1	2:46.730	45.616	1:21.983	39.131	15	2	2:17.576	42.470	1:06.791	28.315
3	1	3:18.619	51.122	1:39.637	47.860	16	2	2:17.347	42.379	1:06.640	28.328
4	1	3:48.969	1:31.233	1:32.507	45.229	17	2	2:18.320	42.641	1:07.419	28.260
5	1	2:20.790	42.614	1:09.113	29.063	18	2	2:16.975	42.529	1:06.457	27.989
6	1	2:18.585	42.784	1:07.773	28.028	19	2	2:18.486	42.498	1:07.748	28.240
7	1	2:17.971	42.684	1:07.173	28.114	20	2	2:17.926	42.534	1:07.127	28.265
8	1	2:16.709	41.979	1:06.450	28.280	21	2	2:19.000	42.845	1:07.973	28.182
9	1	2:16.645	42.185	1:06.432	28.028	22	2	2:21.013	43.545	1:08.269	29.199
10	1	2:19.031	43.459	1:06.528	29.044	23	2	2:19.893	43.191	1:08.004	28.698
11	1	2:15.838	42.243	1:05.441	28.154	24	2	2:18.905	42.916	1:07.589	28.400
12	1	2:24.390	42.452	1:06.476		25	2	2:18.676	42.679	1:07.740	28.257
13	2	3:53.585	2:16.095	1:09.030	28.460						

50 Piotr CHODZEN (POL) Antoni CHODZEN (Maserati GranTurismo MC GT4)						Theoretische Bestzeit: 2:15.071					
Lap	D	Time	S1	S2	S3	Lap	D	Time	S1	S2	S3
1	1	8:45.397	50.637	7:08.697	46.063	13	2	2:15.480	42.122	1:05.628	27.730
2	1	3:49.041	1:30.008	1:33.322	45.711	14	2	2:22.170	42.091	1:11.553	28.526
3	1	2:20.811	44.037	1:08.347	28.427	15	2	2:16.420	42.381	1:05.776	28.263
4	1	2:19.495	42.774	1:08.028	28.693	16	2	2:15.975	42.333	1:05.591	28.043
5	1	2:19.699	43.052	1:07.826	28.821	17	2	2:16.273	42.555	1:05.887	27.831
6	1	2:19.281	42.696	1:08.188	28.397	18	2	2:15.625	42.147	1:05.688	27.790
7	1	2:17.309	42.623	1:06.469	28.217	19	2	2:17.691	42.083	1:06.786	28.822
8	1	2:17.991	42.481	1:06.987	28.523	20	2	2:15.630	41.742	1:05.736	28.152
9	1	2:25.806	43.057	1:07.657		21	2	2:18.259	42.349	1:06.934	28.976
10	2	3:57.182	2:21.913	1:06.583	28.686	22	2	2:17.445	43.092	1:06.470	27.883
11	2	2:17.099	42.395	1:06.415	28.289	23	2	2:17.517	42.235	1:07.093	28.189
12	2	2:16.993	42.045	1:06.767	28.181						

54 Benjamin MAZATIS (DEU) August MACBETH (KTM X-Bow GT4)						Theoretische Bestzeit: 2:13.359					
Lap	D	Time	S1	S2	S3	Lap	D	Time	S1	S2	S3
1	1	5:13.201	51.164	1:10.372		12	2	2:16.600	43.593	1:05.313	27.694
2	1	5:22.140	3:09.000	1:36.213	36.927	13	2	2:25.610	42.014	1:15.521	28.075
3	1	2:21.193	46.548	1:06.450	28.195	14	2	2:15.355	41.691	1:05.582	28.082
4	1	2:17.147	41.662	1:07.235	28.250	15	2	2:15.727	41.974	1:05.853	27.900
5	1	2:15.714	41.283	1:05.759	28.672	16	2	2:16.694	42.395	1:06.209	28.090
6	1	2:16.299	43.597	1:04.641	28.056	17	2	2:16.270	42.257	1:06.027	27.986
7	1	2:16.841	41.123	1:06.986	28.732	18	2	2:17.049	42.270	1:07.034	27.745
8	1	2:18.265	43.930	1:06.242	28.093	19	2	2:15.551	41.813	1:05.895	27.843
9	1	2:39.677	41.656	1:14.802		20	2	2:15.120	42.017	1:05.392	27.711
10	2	8:59.984	7:25.879	1:06.024	28.081	21	2	2:15.298	41.726	1:05.681	27.891
11	2	2:13.987	41.695	1:04.702	27.590						


62 William MOORE (GBR) Matt Nicoll JONES (Aston Martin Vantage GT4)						Theoretische Bestzeit: 2:13.451					
Lap	D	Time	S1	S2	S3	Lap	D	Time	S1	S2	S3
1	1	2:19.458	46.176	1:05.596	27.686	14	2	2:14.337	41.054	1:05.989	27.294
2	1	2:43.397	42.172	1:17.503	43.722	15	2	2:15.018	40.879	1:06.854	27.285
3	1	3:20.852	51.674	1:40.191	48.987	16	2	2:14.431	41.164	1:05.879	27.388
4	1	3:55.057	1:29.095	1:33.641	52.321	17	2	2:14.671	40.912	1:06.234	27.525
5	1	2:15.000	42.069	1:05.414	27.517	18	2	2:15.233	41.223	1:06.436	27.574
6	1	2:14.173	41.377	1:05.281	27.509	19	2	2:14.652	40.901	1:06.300	27.451
7	1	2:16.526	41.751	1:07.279	27.496	20	2	2:14.689	40.992	1:06.231	27.466
8	1	2:15.218	41.804	1:05.868	27.546	21	2	2:14.743	41.357	1:05.915	27.471
9	1	2:14.912	41.652	1:05.719	27.541	22	2	2:17.585	41.372	1:07.181	29.032
10	1	2:14.591	41.360	1:05.653	27.578	23	2	2:13.792	40.924	1:05.575	27.293
11	1	2:20.247	41.404	1:05.677		24	2	2:14.437	41.092	1:05.837	27.508
12	2	3:46.311	2:13.146	1:05.689	27.476	25	2	2:14.828	41.075	1:06.283	27.470
13	2	2:14.017	41.234	1:05.465	27.318						

FIA EUROPEAN TRUCK RACING CHAMPIONSHIP

Slovakia Ring, length 5922 m

15. - 16. July 2017

GT4 European Series Northern Cup



Lap Analysis Race 1, 15.07.2017

64 Mads SILJEHAUG (NOR) Jamie VANDENBALCK (KTM X-Bow GT4)						Theoretische Bestzeit: 2:13.761					
Lap	D	Time	S1	S2	S3	Lap	D	Time	S1	S2	S3
1	1	2:27.922	51.719	1:08.066	28.137	14	2	3:52.267	2:17.340	1:06.642	28.285
2	1	2:49.559	43.806	1:24.881	40.872	15	2	2:15.639	42.115	1:05.385	28.139
3	1	3:18.978	50.033	1:40.622	48.323	16	2	2:15.569	42.241	1:05.099	28.229
4	1	3:50.137	1:30.336	1:32.029	47.772	17	2	2:15.624	41.891	1:05.431	28.302
5	1	2:17.876	42.757	1:07.156	27.963	18	2	2:15.486	41.645	1:05.306	28.535
6	1	2:16.506	41.693	1:07.018	27.795	19	2	2:15.496	41.793	1:05.407	28.296
7	1	2:16.799	42.094	1:06.590	28.115	20	2	2:15.182	41.720	1:05.366	28.096
8	1	2:14.058	41.469	1:04.701	27.889	21	2	2:15.066	41.638	1:05.229	28.199
9	1	2:14.838	41.266	1:05.737	27.835	22	2	2:16.933	41.891	1:06.761	28.281
10	1	2:15.320	41.653	1:05.500	28.167	23	2	2:15.928	42.074	1:05.399	28.455
11	1	2:15.336	41.875	1:05.544	27.917	24	2	2:16.241	42.480	1:05.591	28.170
12	1	2:15.243	41.438	1:05.415	28.390	25	2	2:16.974	42.887	1:05.858	28.229
13	1	2:19.725	41.592	1:04.956							

69 Daniel RYMES (CZE) Peter TERTING (Porsche Cayman CS MR GT4)						Theoretische Bestzeit: 2:13.674					
Lap	D	Time	S1	S2	S3	Lap	D	Time	S1	S2	S3
1	1	2:26.055	48.762	1:09.261	28.032	14	2	2:14.320	41.751	1:05.075	27.494
2	1	2:48.389	43.932	1:21.447	43.010	15	2	2:14.390	41.441	1:05.465	27.484
3	1	3:18.163	48.860	1:40.663	48.640	16	2	2:13.948	41.237	1:05.236	27.475
4	1	3:52.487	1:29.989	1:33.084	49.414	17	2	2:14.368	41.373	1:05.369	27.626
5	1	2:18.712	43.140	1:07.529	28.043	18	2	2:14.874	41.354	1:05.962	27.558
6	1	2:16.803	41.887	1:07.042	27.874	19	2	2:14.062	41.302	1:05.237	27.523
7	1	2:17.505	42.265	1:07.269	27.971	20	2	2:14.307	41.387	1:05.519	27.401
8	1	2:14.781	41.827	1:05.479	27.475	21	2	2:14.082	41.331	1:05.192	27.559
9	1	2:15.214	41.570	1:05.880	27.764	22	2	2:14.599	41.575	1:05.597	27.427
10	1	2:21.307	41.728	1:05.903		23	2	2:14.017	41.210	1:05.376	27.431
11	2	3:46.274	2:13.663	1:05.061	27.546	24	2	2:13.945	41.208	1:05.290	27.447
12	2	2:14.124	41.364	1:05.153	27.607	25	2	2:14.445	41.429	1:05.303	27.713
13	2	2:14.160	41.404	1:05.188	27.568						

71 Paolo MELONI (ITA) Massimiliano TRESOLDI (Maserati GranTurismo MC Theoretische Bestzeit: 2:13.567											
Lap	D	Time	S1	S2	S3	Lap	D	Time	S1	S2	S3
1	2	2:21.538	47.575	1:06.426	27.537	14	1	2:16.448	42.517	1:06.289	27.642
2	2	2:44.431	41.881	1:22.035	40.515	15	1	2:14.442	41.804	1:05.149	27.489
3	2	3:20.621	50.903	1:41.487	48.231	16	1	2:14.313	41.610	1:05.383	27.320
4	2	3:54.174	1:29.251	1:33.257	51.666	17	1	2:14.241	41.636	1:04.951	27.653
5	2	2:16.337	42.119	1:06.463	27.755	18	1	2:15.780	41.373	1:06.733	27.674
6	2	2:15.981	42.597	1:05.655	27.729	19	1	2:16.419	41.767	1:07.090	27.562
7	2	2:15.389	41.638	1:06.034	27.717	20	1	2:14.246	41.783	1:05.015	27.448
8	2	2:15.237	41.390	1:05.588	28.259	21	1	2:14.665	42.016	1:05.283	27.366
9	2	2:15.032	41.778	1:05.516	27.738	22	1	2:14.243	41.742	1:05.027	27.474
10	2	2:22.451	41.545	1:06.444		23	1	2:13.970	41.436	1:05.230	27.304
11	1	3:52.452	2:19.318	1:05.592	27.542	24	1	2:14.925	41.311	1:06.025	27.589
12	1	2:14.490	41.564	1:05.355	27.571	25	1	2:16.490	41.849	1:07.004	27.637
13	1	2:14.362	41.540	1:05.196	27.626						


74 Laura KRAIHAMER (AUT) Cedric FREIBURGH AUS (KTM X-Bow GT4)						Theoretische Bestzeit: 2:13.049					
Lap	D	Time	S1	S2	S3	Lap	D	Time	S1	S2	S3
1	2	2:31.946	52.288	1:10.418	29.240	14	1	3:54.208	2:20.196	1:05.987	28.025
2	2	2:46.019	42.436	1:22.741	40.842	15	1	2:15.511	41.968	1:05.510	28.033
3	2	3:18.965	50.335	1:40.324	48.306	16	1	2:18.253	41.789	1:08.045	28.419
4	2	3:49.872	1:30.662	1:32.102	47.108	17	1	2:19.656	43.318	1:08.375	27.963
5	2	2:22.165	43.156	1:10.507	28.502	18	1	2:15.357	41.823	1:05.730	27.804
6	2	2:15.717	42.662	1:04.857	28.198	19	1	2:16.178	41.964	1:06.163	28.051
7	2	2:16.810	42.935	1:06.160	27.715	20	1	2:15.356	41.737	1:05.819	27.800
8	2	2:15.759	41.546	1:06.061	28.152	21	1	2:14.655	41.507	1:05.363	27.785
9	2	2:16.497	42.346	1:06.239	27.912	22	1	2:14.610	41.568	1:05.239	27.803
10	2	2:13.456	41.193	1:04.141	28.122	23	1	2:14.119	41.253	1:05.095	27.771
11	2	2:14.091	41.680	1:04.396	28.015	24	1	2:14.311	41.435	1:05.049	27.827
12	2	2:15.902	42.707	1:05.309	27.886	25	1	2:15.862	41.907	1:06.075	27.880
13	2	2:19.132	41.525	1:05.129							

FIA EUROPEAN TRUCK RACING CHAMPIONSHIP

Slovakia Ring, length 5922 m

15. - 16. July 2017

GT4 European Series Northern Cup



Lap Analysis Race 1, 15.07.2017

75 Dario CERATI (ITA) Maurizio FONDI (Porsche 911 (997) GT4) Theoretische Bestzeit: 2:18.060

Lap	D	Time	S1	S2	S3	Lap	D	Time	S1	S2	S3
1	1	2:36.167	50.684	1:12.302	33.181	13	2	2:19.493	43.179	1:08.193	28.121
2	1	2:47.779	46.630	1:21.366	39.783	14	2	2:19.764	43.216	1:08.076	28.472
3	1	3:19.668	53.417	1:37.188	49.063	15	2	2:19.650	43.366	1:07.963	28.321
4	1	3:48.034	1:29.660	1:33.199	45.175	16	2	2:20.520	43.289	1:08.930	28.301
5	1	2:21.073	43.522	1:09.067	28.484	17	2	2:31.570	54.899	1:08.238	28.433
6	1	2:22.910	43.506	1:10.468	28.936	18	2	2:20.752	43.644	1:08.658	28.450
7	1	2:20.040	43.358	1:08.356	28.326	19	2	2:21.216	43.966	1:08.815	28.435
8	1	2:18.922	42.891	1:07.904	28.127	20	2	2:20.194	43.171	1:08.718	28.305
9	1	2:18.621	42.752	1:07.771	28.098	21	2	2:21.237	43.719	1:09.049	28.469
10	1	2:24.810	43.094	1:07.210		22	2	2:21.802	43.966	1:09.446	28.390
11	2	3:54.322	2:18.090	1:07.951	28.281	23	2	2:24.028	44.459	1:10.508	29.061
12	2	2:21.781	44.470	1:09.004	28.307	24	2	2:20.720	43.562	1:08.641	28.517

76 Giuseppe GHEZZI (ITA) Alessandro GIOVANELLI (Porsche 911 (997) GT4) Theoretische Bestzeit: 2:13.640

Lap	D	Time	S1	S2	S3	Lap	D	Time	S1	S2	S3
1	2	2:18.562	45.634	1:05.689	27.239	14	1	3:47.984	2:13.537	1:06.670	27.777
2	2	2:43.422	41.594	1:17.188	44.640	15	1	2:16.692	42.632	1:06.359	27.701
3	2	3:20.515	51.719	1:40.278	48.518	16	1	2:18.147	42.754	1:07.710	27.683
4	2	3:55.893	1:29.708	1:33.303	52.882	17	1	2:16.946	42.294	1:06.823	27.829
5	2	2:14.463	42.053	1:05.061	27.345	18	1	2:17.726	42.260	1:07.290	28.176
6	2	2:14.383	41.336	1:05.751	27.296	19	1	2:18.442	42.877	1:07.805	27.760
7	2	2:15.046	41.369	1:06.297	27.380	20	1	2:18.877	42.830	1:08.209	27.838
8	2	2:15.121	41.435	1:06.241	27.445	21	1	2:16.829	42.556	1:06.623	27.650
9	2	2:14.800	41.721	1:05.669	27.410	22	1	2:18.337	42.632	1:07.890	27.815
10	2	2:14.998	41.384	1:06.222	27.392	23	1	2:18.938	42.967	1:08.193	27.778
11	2	2:14.843	41.502	1:05.788	27.553	24	1	2:17.787	42.616	1:07.156	28.015
12	2	2:15.466	42.168	1:05.802	27.496	25	1	2:18.476	42.911	1:07.643	27.922
13	2	2:21.376	41.718	1:05.624							

77 Romy DALL'ANTONIA (ITA) Giuseppe FASCICOLO (Maserati GranTurismo MC GT4) Theoretische Bestzeit: 2:15.665

Lap	D	Time	S1	S2	S3	Lap	D	Time	S1	S2	S3
1	2	2:23.206	47.616	1:07.518	28.072	14	1	2:18.273	42.602	1:07.090	28.581
2	2	2:43.348	43.281	1:19.416	40.651	15	1	2:18.142	42.916	1:06.669	28.557
3	2	3:20.868	51.598	1:41.159	48.111	16	1	2:18.719	42.883	1:07.265	28.571
4	2	3:53.645	1:29.646	1:33.050	50.949	17	1	2:19.236	43.164	1:07.862	28.210
5	2	2:17.953	42.846	1:07.291	27.816	18	1	2:17.876	42.635	1:06.934	28.307
6	2	2:16.708	42.344	1:06.448	27.916	19	1	2:17.777	42.532	1:06.978	28.267
7	2	2:16.278	42.332	1:06.139	27.807	20	1	2:17.622	42.520	1:07.009	28.093
8	2	2:16.110	42.285	1:06.012	27.813	21	1	2:18.074	42.636	1:07.213	28.225
9	2	2:15.741	42.133	1:05.721	27.883	22	1	2:17.554	42.844	1:06.601	28.109
10	2	2:16.922	42.248	1:06.545	28.129	23	1	2:17.738	42.338	1:07.046	28.354
11	2	2:19.974	42.625	1:09.086	28.263	24	1	2:18.087	42.897	1:06.834	28.356
12	2	2:27.970	43.356	1:08.572		25	1	2:18.275	42.567	1:07.499	28.209
13	1	3:49.525	2:14.255	1:07.118	28.152						

80 Lukasz KRESKI (POL) Maciej MARCINKIEWICZ (Maserati GranTurismo MC GT4) Theoretische Bestzeit: 2:14.400


Lap	D	Time	S1	S2	S3	Lap	D	Time	S1	S2	S3
1	2	2:20.410	47.094	1:05.816	27.500	14	1	3:55.089	2:18.038	1:08.766	28.285
2	2	2:44.637	42.819	1:18.937	42.881	15	1	2:19.589	42.681	1:08.702	28.206
3	2	3:20.739	51.336	1:41.199	48.204	16	1	2:20.584	43.042	1:09.261	28.281
4	2	3:54.330	1:29.282	1:33.463	51.585	17	1	2:21.568	43.575	1:09.757	28.236
5	2	2:15.455	42.529	1:05.642	27.284	18	1	2:19.681	42.920	1:08.653	28.108
6	2	2:14.949	41.552	1:05.942	27.455	19	1	2:18.816	42.682	1:07.942	28.192
7	2	2:14.583	41.728	1:05.571	27.277	20	1	2:21.836	44.747	1:08.957	28.132
8	2	2:15.942	41.609	1:06.946	27.387	21	1	2:19.779	42.837	1:08.389	28.553
9	2	2:15.606	41.545	1:06.508	27.553	22	1	2:19.467	42.868	1:08.447	28.152
10	2	2:16.150	41.713	1:06.467	27.970	23	1	2:19.664	42.715	1:08.697	28.252
11	2	2:15.705	41.863	1:06.066	27.776	24	1	2:20.350	42.738	1:08.732	28.880
12	2	2:16.098	42.123	1:06.045	27.930	25	1	2:21.378	43.155	1:09.581	28.642
13	2	2:23.590	42.179	1:06.667							

FIA EUROPEAN TRUCK RACING CHAMPIONSHIP

Slovakia Ring, length 5922 m

15. - 16. July 2017

GT4 European Series Northern Cup



Lap Analysis Race 1, 15.07.2017

88 Wolfgang RISCH (LIE) Coach MCKANSY (Porsche Cayman CS MR GT4) Theoretische Bestzeit: 2:16.358

Lap	D	Time	S1	S2	S3	Lap	D	Time	S1	S2	S3
1	2	2:25.786	49.421	1:08.358	28.007	13	1	2:19.640	42.474	1:08.898	28.268
2	2	2:50.065	44.410	1:23.312	42.343	14	1	2:19.082	42.796	1:08.355	27.931
3	2	3:18.260	48.950	1:41.165	48.145	15	1	2:18.943	42.377	1:07.975	28.591
4	2	3:51.495	1:29.601	1:33.279	48.615	16	1	2:21.633	44.370	1:09.145	28.118
5	2	2:42.778	43.170	1:20.749		17	1	2:19.089	42.623	1:08.308	28.158
6	2	4:12.370	2:36.565	1:07.787	28.018	18	1	2:20.439	42.447	1:09.716	28.276
7	2	2:17.717	41.867	1:07.876	27.974	19	1	2:17.695	42.336	1:07.461	27.898
8	2	2:17.169	41.859	1:07.448	27.862	20	1	2:18.828	42.401	1:08.431	27.996
9	2	2:16.501	41.791	1:06.701	28.005	21	1	2:18.659	43.441	1:07.099	28.119
10	2	2:23.283	41.821	1:07.216		22	1	2:19.016	42.573	1:08.270	28.173
11	1	3:53.613	2:17.751	1:07.317	28.545	23	1	2:17.355	42.081	1:07.335	27.939
12	1	2:17.305	42.206	1:07.006	28.093	24	1	2:18.389	41.826	1:08.315	28.248

93 Manuela GOSTNER (ITA) (Maserati GranTurismo MC GT4) Theoretische Bestzeit: 2:16.051

Lap	D	Time	S1	S2	S3	Lap	D	Time	S1	S2	S3
1	1	2:28.321	50.498	1:10.130	27.693	14	1	2:19.151	42.609	1:08.510	28.032
2	1	2:48.525	43.000	1:23.073	42.452	15	1	2:17.683	42.625	1:07.103	27.955
3	1	3:18.347	50.098	1:40.234	48.015	16	1	2:18.549	42.494	1:07.569	28.486
4	1	3:51.046	1:30.291	1:32.861	47.894	17	1	2:17.292	43.086	1:06.366	27.840
5	1	2:23.362	43.248	1:11.497	28.617	18	1	2:16.961	42.443	1:06.535	27.983
6	1	2:18.765	43.613	1:07.221	27.931	19	1	2:17.657	42.172	1:07.439	28.046
7	1	2:16.951	42.842	1:06.215	27.894	20	1	2:19.426	42.543	1:08.962	27.921
8	1	2:17.291	42.392	1:06.813	28.086	21	1	2:18.507	42.715	1:07.693	28.099
9	1	2:18.570	42.711	1:07.869	27.990	22	1	2:17.968	42.915	1:07.186	27.867
10	1	2:25.542	42.902	1:06.181		23	1	2:17.839	42.501	1:07.239	28.099
11	1	3:47.403	2:12.575	1:06.669	28.159	24	1	2:18.569	42.755	1:07.819	27.995
12	1	2:17.293	42.571	1:06.673	28.049	25	1	2:19.081	42.905	1:08.015	28.161
13	1	2:17.352	42.451	1:06.801	28.100						

94 Achim MÖRTL (AUT) Eduard ANTON (KTM X-Bow GT4) Theoretische Bestzeit: 2:14.624

Lap	D	Time	S1	S2	S3	Lap	D	Time	S1	S2	S3
1	2	2:35.161	51.954	1:13.243	29.964	14	1	4:04.933	2:28.272	1:08.149	28.512
2	2	2:45.557	44.750	1:20.804	40.003	15	1	2:16.048	42.308	1:05.857	27.883
3	2	3:18.682	50.993	1:40.025	47.664	16	1	2:15.781	41.911	1:05.894	27.976
4	2	3:49.589	1:31.250	1:32.281	46.058	17	1	2:16.460	42.182	1:06.404	27.874
5	2	2:20.388	42.043	1:09.723	28.622	18	1	2:16.439	41.823	1:06.840	27.776
6	2	2:16.812	43.484	1:05.521	27.807	19	1	2:17.019	41.782	1:07.104	28.133
7	2	2:16.995	42.024	1:06.941	28.030	20	1	2:16.287	42.134	1:05.592	28.561
8	2	2:17.392	42.930	1:06.372	28.090	21	1	2:15.589	41.845	1:05.814	27.930
9	2	2:16.404	41.450	1:06.696	28.258	22	1	2:16.554	41.999	1:06.431	28.124
10	2	2:17.896	42.411	1:07.211	28.274	23	1	2:15.947	42.334	1:05.815	27.798
11	2	2:15.769	41.526	1:06.258	27.985	24	1	2:16.853	42.320	1:06.204	28.329
12	2	2:15.934	41.327	1:05.818	28.789	25	1	2:17.124	41.990	1:06.490	28.644
13	2	2:23.298	43.229	1:07.585							

99 Wojciech LOPALLO (POL) Lukasz ZIELSKI (Maserati GranTurismo MC G Theoretische Bestzeit: 2:17.963


Lap	D	Time	S1	S2	S3	Lap	D	Time	S1	S2	S3
1	2	2:34.379	51.277	1:13.648	29.454	13	1	2:20.296	43.642	1:08.563	28.091
2	2	2:44.905	44.163	1:20.804	39.938	14	1	2:18.694	42.922	1:07.912	27.860
3	2	3:18.918	51.221	1:39.914	47.783	15	1	2:19.562	43.052	1:08.352	28.158
4	2	3:45.927	1:30.853	1:32.667	42.407	16	1	2:33.367	43.419	1:21.837	28.111
5	2	2:24.352	44.329	1:10.955	29.068	17	1	2:19.569	42.800	1:08.656	28.113
6	2	2:40.345	44.241	1:26.083	30.021	18	1	2:18.921	43.429	1:07.391	28.097
7	2	2:27.847	46.341	1:12.281	29.225	19	1	2:19.116	42.733	1:08.329	28.054
8	2	2:25.215	44.981	1:11.221	29.013	20	1	2:18.961	43.169	1:07.748	28.044
9	2	2:34.098	45.098	1:11.988		21	1	2:19.641	43.710	1:08.025	27.906
10	2	2:54.269	1:06.513	1:11.640		22	1	2:18.780	42.859	1:07.839	28.082
11	1	4:14.187	2:36.115	1:09.335	28.737	23	1	2:18.240	42.902	1:07.503	27.835
12	1	2:20.736	43.738	1:08.913	28.085	24	1	2:19.509	43.026	1:08.138	28.345

FIA EUROPEAN TRUCK RACING CHAMPIONSHIP

Slovakia Ring, length 5922 m

15. - 16. July 2017

GT4 European Series Northern Cup



Lap Analysis Race 1, 15.07.2017

111 Gabriele PIANA (ITA) Razvan UMBRADESCU (Porsche Cayman CS MR G Theoretische Bestzeit: 2:13.046

Lap	D	Time	S1	S2	S3	Lap	D	Time	S1	S2	S3
1	2	2:20.303	46.553	1:05.897	27.853	14	1	2:13.391	41.151	1:04.873	27.367
2	2	2:44.009	42.584	1:18.714	42.711	15	1	2:14.112	41.321	1:05.326	27.465
3	2	3:20.779	51.482	1:40.857	48.440	16	1	2:14.236	41.119	1:05.715	27.402
4	2	3:54.651	1:28.992	1:33.579	52.080	17	1	2:14.725	41.089	1:05.813	27.823
5	2	2:15.393	42.382	1:05.349	27.662	18	1	2:14.568	41.115	1:05.880	27.573
6	2	2:14.889	41.756	1:05.360	27.773	19	1	2:16.185	41.310	1:07.172	27.703
7	2	2:17.227	41.479	1:07.757	27.991	20	1	2:15.196	41.612	1:06.075	27.509
8	2	2:15.256	41.626	1:05.647	27.983	21	1	2:13.662	41.178	1:05.134	27.350
9	2	2:15.584	41.465	1:06.132	27.987	22	1	2:13.624	41.005	1:05.288	27.331
10	2	2:15.835	41.781	1:05.975	28.079	23	1	2:13.359	40.934	1:05.025	27.400
11	2	2:21.212	42.064	1:06.280		24	1	2:13.812	41.105	1:05.171	27.536
12	1	3:49.570	2:15.864	1:05.221	28.485	25	1	2:15.446	42.269	1:05.564	27.613
13	1	2:13.839	41.613	1:04.781	27.445						

112 Pavel LEFTEROV (BGR) John-Louis JASPER (Porsche Cayman CS MR G Theoretische Bestzeit: 2:13.865


Lap	D	Time	S1	S2	S3	Lap	D	Time	S1	S2	S3
1	2	2:24.376	48.109	1:07.845	28.422	14	1	2:15.367	41.980	1:05.588	27.799
2	2	2:43.522	43.103	1:19.841	40.578	15	1	2:14.271	41.412	1:05.171	27.682
3	2	3:21.316	51.733	1:41.074	48.509	16	1	2:14.094	41.156	1:05.406	27.532
4	2	3:53.189	1:29.640	1:32.670	50.879	17	1	2:14.319	41.211	1:05.404	27.704
5	2	2:18.156	42.406	1:07.647	28.103	18	1	2:14.849	41.375	1:05.563	27.911
6	2	2:16.623	42.175	1:06.581	27.867	19	1	2:16.573	41.810	1:06.791	27.972
7	2	2:16.747	42.224	1:06.538	27.985	20	1	2:15.519	42.430	1:05.418	27.671
8	2	2:16.371	42.193	1:06.305	27.873	21	1	2:14.322	41.279	1:05.370	27.673
9	2	2:16.075	42.011	1:06.240	27.824	22	1	2:14.316	41.200	1:05.393	27.723
10	2	2:21.703	42.167	1:06.662		23	1	2:14.528	41.455	1:05.374	27.699
11	1	3:47.955	2:14.358	1:05.532	28.065	24	1	2:14.644	41.479	1:05.401	27.764
12	1	2:14.757	41.424	1:05.463	27.870	25	1	2:15.532	41.424	1:05.928	28.180
13	1	2:14.902	41.391	1:05.427	28.084						

FIA EUROPEAN TRUCK RACING CHAMPIONSHIP

Slovakia Ring, length 5922 m

15. - 16. July 2017

GT4 European Series Northern Cup



Lap by Lap Race 1, 15.07.2017

7 Jérôme DEMAY , Aston Martin Vantage GT4 SIL / FRA															
1	2:24.008	2	2:42.983	3	3:21.304	4	3:53.336	5	2:18.184	6	2:16.428	7	2:16.300	8	2:16.174
9	2:15.783	10	2:16.889	11	2:17.848	pit	2:26.768	13	3:29.760	14	2:15.113	15	2:14.360	16	2:14.417
17	2:15.049	pit	2:22.016	19	3:01.110	20	2:17.371	21	2:15.333	22	3:09.399	23	2:16.835	24	3:05.249

8 Max KOEBOLT , EKRISS M4 GT4 SIL / NLD															
1	2:17.556	2	2:43.114	3	3:19.960	4	3:56.833	5	2:14.533	6	2:14.159	7	2:14.708	8	2:14.531
9	2:14.566	10	2:14.715	11	2:15.296	pit	2:20.485	13	3:45.820	14	2:14.175	15	2:13.893	16	2:14.179
17	2:14.878	18	2:14.768	19	2:14.329	20	2:14.624	21	2:14.868	22	2:15.226	23	2:15.485	24	2:15.082
25	2:15.395														

9 Luc BRAAMS , McLaren 570s GT4 PRO / NLD															
1	2:27.497	2	2:48.922	3	3:18.317	4	3:51.213	5	2:21.597	6	2:16.726	7	2:18.157	8	2:17.270
9	2:16.685	pit	2:23.953	11	3:45.592	12	2:13.903	13	2:14.207	14	2:14.188	15	2:16.266	16	2:14.317
17	2:13.851	18	2:14.400	19	2:13.768	20	2:13.900	21	2:14.243	22	2:13.719	23	2:14.566	24	2:13.587
25	2:13.677														

10 Finlay HUTCHISON , McLaren 570s GT4 SIL / GBR															
1	2:18.122	2	2:43.282	3	3:20.114	4	3:56.409	5	2:14.576	6	2:14.351	7	2:15.108	8	2:15.175
9	2:14.868	10	2:14.944	11	2:14.797	12	2:15.329	pit	2:21.052	14	3:47.651	15	2:15.873	16	2:15.703
17	2:15.910	18	2:15.533	19	2:16.594	20	2:16.923	21	2:15.608	22	2:17.131	23	2:15.255	24	2:15.656
25	2:18.031														

11 Ivan VLACHKOV , Sin Cars Sin R1 GT4 AM / BGR															
1	2:35.439	2	2:46.225	3	3:18.629	4	3:49.334	5	2:20.637	6	2:19.728	7	2:15.962	8	2:16.959
9	2:15.738	10	2:16.530	11	2:16.455	pit	2:24.391	13	3:57.739	14	2:17.799	15	2:16.840	16	2:16.867
17	2:17.190	18	2:16.458	19	2:18.336	20	2:18.605	21	2:18.337	22	2:19.670	23	2:18.627	24	2:18.564
25	2:19.233														

14 Eike ANGERMAYR , KTM X-Bow GT4 SIL / AUT															
1	2:25.229	2	2:47.570	3	3:17.344	4	3:52.908	5	2:14.728	6	2:14.563	7	2:13.853	8	2:15.557
9	2:15.525	pit	2:39.347	pit	4:49.864	pit	6:23.670								

20 Franjo KOVAC , Porsche Cayman CS MR GT4 AM / HRV															
1	2:36.824	2	2:47.583	3	3:20.173	4	3:48.282	5	2:24.986	6	2:22.675	7	2:20.363	8	2:21.450
9	2:21.289	10	2:20.647	11	2:20.249	pit	2:28.542	13	4:08.558	14	2:31.410	15	2:31.321	16	2:31.001
17	2:32.633	18	2:34.095	19	2:31.951	20	2:33.596	21	2:29.819	22	2:28.769	23	2:25.475	24	2:26.272

21 Joachim BÖLTING , Porsche Cayman CS MR GT4 AM / DEU															
1	2:25.313	2	2:48.036	3	3:17.948	4	3:52.650	5	2:18.834	6	2:17.379	7	2:19.156	8	2:17.761
9	2:18.254	10	2:18.109	11	2:18.838	pit	2:25.770	13	3:49.359	14	2:17.898	15	2:18.200	16	2:17.293
17	2:17.068	18	2:16.738	19	2:17.805	20	2:17.118	21	2:17.132	22	2:17.344	23	2:17.887	24	2:17.815
25	2:17.583														


22 Jan KASPERLIK , Porsche Cayman CS MR GT4 PRO / DEU															
1	2:19.708	2	2:43.857	3	3:20.850	4	3:54.929	5	2:15.029	6	2:14.620	7	2:15.061	8	2:16.554
9	2:15.419	10	2:15.158	11	2:15.765	12	2:15.801	13	2:16.260	pit	2:20.948	15	3:49.159	16	2:15.956
17	2:16.163	18	2:16.996	19	2:17.202	20	2:17.020	21	2:14.908	22	2:14.959	23	2:16.208	24	2:14.990
25	2:15.360														

FIA EUROPEAN TRUCK RACING CHAMPIONSHIP

Slovakia Ring, length 5922 m

15. - 16. July 2017

GT4 European Series Northern Cup



Lap by Lap Race 1, 15.07.2017

24 Emil WESTMAN , KTM X-Bow GT4 SIL / FIN															
1	2:34.461	2	2:45.464	3	3:18.848	4	3:48.939	5	2:21.425	6	2:18.325	7	2:15.995	8	2:15.323
9	2:17.660	pit	2:25.107	11	3:59.619	12	2:13.864	13	2:15.189	pit	2:26.990				

33 Stephen PATTRICK , McLaren 570s GT4 PRO / GBR															
1	2:26.688	2	2:47.378	3	3:17.950	4	3:51.410	5	2:18.039	6	5:21.230	7	2:20.643	pit	2:30.173
pit	3:32.148	10	4:16.694	11	2:14.611	12	2:17.362	13	2:14.831	14	2:15.166	15	2:14.321	16	2:16.475
17	2:16.895	18	2:15.301	19	2:17.140	20	2:15.305	21	2:15.350	22	2:15.119	23	2:16.630		

34 Josef ZARUBA , KTM X-Bow GT4 SIL / CZE															
1	2:33.162	2	2:45.514	3	3:19.181	4	3:49.579	5	2:21.289	6	2:15.752	7	2:16.558	8	2:14.806
9	2:13.828	10	2:14.797	11	2:16.459	12	2:16.726	pit	2:20.722	14	3:48.341	15	2:18.377	16	2:15.789
17	2:13.953	18	2:14.287	19	2:14.311	20	2:14.733	21	2:14.813	22	2:16.742	23	2:15.953	24	2:15.022
25	2:15.607														

44 Marylin NIEDERHAUSER , KTM X-Bow GT4 SIL / CHE															
1	2:35.757	2	2:46.730	3	3:18.619	4	3:48.969	5	2:20.790	6	2:18.585	7	2:17.971	8	2:16.709
9	2:16.645	10	2:19.031	11	2:15.838	pit	2:24.390	13	3:53.585	14	2:21.883	15	2:17.576	16	2:17.347
17	2:18.320	18	2:16.975	19	2:18.486	20	2:17.926	21	2:19.000	22	2:21.013	23	2:19.893	24	2:18.905
25	2:18.676														

50 Piotr CHODZEN , Maserati GranTurismo MC GT4 PRO / POL															
1	8:45.397	2	3:49.041	3	2:20.811	4	2:19.495	5	2:19.699	6	2:19.281	7	2:17.309	8	2:17.991
pit	2:25.806	10	3:57.182	11	2:17.099	12	2:16.993	13	2:15.480	14	2:22.170	15	2:16.420	16	2:15.975
17	2:16.273	18	2:15.625	19	2:17.691	20	2:15.630	21	2:18.259	22	2:17.445	23	2:17.517		

54 Benjamin MAZATIS , KTM X-Bow GT4 SIL / DEU															
pit	5:13.201	2	5:22.140	3	2:21.193	4	2:17.147	5	2:15.714	6	2:16.299	7	2:16.841	8	2:18.265
pit	2:39.677	10	8:59.984	11	2:13.987	12	2:16.600	13	2:25.610	14	2:15.355	15	2:15.727	16	2:16.694
17	2:16.270	18	2:17.049	19	2:15.551	20	2:15.120	21	2:15.298						

62 William MOORE , Aston Martin Vantage GT4 SIL / GBR															
1	2:19.458	2	2:43.397	3	3:20.852	4	3:55.057	5	2:15.000	6	2:14.173	7	2:16.526	8	2:15.218
9	2:14.912	10	2:14.591	pit	2:20.247	12	3:46.311	13	2:14.017	14	2:14.337	15	2:15.018	16	2:14.431
17	2:14.671	18	2:15.233	19	2:14.652	20	2:14.689	21	2:14.743	22	2:17.585	23	2:13.792	24	2:14.437
25	2:14.828														

64 Mads SILJEHAUG , KTM X-Bow GT4 SIL / NOR															
1	2:27.922	2	2:49.559	3	3:18.978	4	3:50.137	5	2:17.876	6	2:16.506	7	2:16.799	8	2:14.058
9	2:14.838	10	2:15.320	11	2:15.336	12	2:15.243	pit	2:19.725	14	3:52.267	15	2:15.639	16	2:15.569
17	2:15.624	18	2:15.486	19	2:15.496	20	2:15.182	21	2:15.066	22	2:16.933	23	2:15.928	24	2:16.241
25	2:16.974														

69 Daniel RYMES , Porsche Cayman CS MR GT4 PRO / CZE															
1	2:26.055	2	2:48.389	3	3:18.163	4	3:52.487	5	2:18.712	6	2:16.803	7	2:17.505	8	2:14.781
9	2:15.214	pit	2:21.307	11	3:46.274	12	2:14.124	13	2:14.160	14	2:14.320	15	2:14.390	16	2:13.948
17	2:14.368	18	2:14.874	19	2:14.062	20	2:14.307	21	2:14.082	22	2:14.599	23	2:14.017	24	2:13.945
25	2:14.445														


71 Paolo MELONI , Maserati GranTurismo MC GT4 SIL / ITA															
1	2:21.538	2	2:44.431	3	3:20.621	4	3:54.174	5	2:16.337	6	2:15.981	7	2:15.389	8	2:15.237

FIA EUROPEAN TRUCK RACING CHAMPIONSHIP

Slovakia Ring, length 5922 m

15. - 16. July 2017

GT4 European Series Northern Cup



Lap by Lap Race 1, 15.07.2017

9	2:15.032	pit	2:22.451	11	3:52.452	12	2:14.490	13	2:14.362	14	2:16.448	15	2:14.442	16	2:14.313
17	2:14.241	18	2:15.780	19	2:16.419	20	2:14.246	21	2:14.665	22	2:14.243	23	2:13.970	24	2:14.925
25	2:16.490														

74 Laura KRAIHAMER , KTM X-Bow GT4 SIL / AUT

1	2:31.946	2	2:46.019	3	3:18.965	4	3:49.872	5	2:22.165	6	2:15.717	7	2:16.810	8	2:15.759
9	2:16.497	10	2:13.456	11	2:14.091	12	2:15.902	pit	2:19.132	14	3:54.208	15	2:15.511	16	2:18.253
17	2:19.656	18	2:15.357	19	2:16.178	20	2:15.356	21	2:14.655	22	2:14.610	23	2:14.119	24	2:14.311
25	2:15.862														

75 Dario CERATI , Porsche 911 (997) GT4 AM / ITA

1	2:36.167	2	2:47.779	3	3:19.668	4	3:48.034	5	2:21.073	6	2:22.910	7	2:20.040	8	2:18.922
9	2:18.621	pit	2:24.810	11	3:54.322	12	2:21.781	13	2:19.493	14	2:19.764	15	2:19.650	16	2:20.520
17	2:31.570	18	2:20.752	19	2:21.216	20	2:20.194	21	2:21.237	22	2:21.802	23	2:24.028	24	2:20.720

76 Giuseppe GHEZZI , Porsche 911 (997) GT4 AM / ITA

1	2:18.562	2	2:43.422	3	3:20.515	4	3:55.893	5	2:14.463	6	2:14.383	7	2:15.046	8	2:15.121
9	2:14.800	10	2:14.998	11	2:14.843	12	2:15.466	pit	2:21.376	14	3:47.984	15	2:16.692	16	2:18.147
17	2:16.946	18	2:17.726	19	2:18.442	20	2:18.877	21	2:16.829	22	2:18.337	23	2:18.938	24	2:17.787
25	2:18.476														

77 Romy DALL'ANTONIA , Maserati GranTurismo MC GT4 AM / ITA

1	2:23.206	2	2:43.348	3	3:20.868	4	3:53.645	5	2:17.953	6	2:16.708	7	2:16.278	8	2:16.110
9	2:15.741	10	2:16.922	11	2:19.974	pit	2:27.970	13	3:49.525	14	2:18.273	15	2:18.142	16	2:18.719
17	2:19.236	18	2:17.876	19	2:17.777	20	2:17.622	21	2:18.074	22	2:17.554	23	2:17.738	24	2:18.087
25	2:18.275														

80 Lukasz KRESKI , Maserati GranTurismo MC GT4 AM / POL

1	2:20.410	2	2:44.637	3	3:20.739	4	3:54.330	5	2:15.455	6	2:14.949	7	2:14.583	8	2:15.942
9	2:15.606	10	2:16.150	11	2:15.705	12	2:16.098	pit	2:23.590	14	3:55.089	15	2:19.589	16	2:20.584
17	2:21.568	18	2:19.681	19	2:18.816	20	2:21.836	21	2:19.779	22	2:19.467	23	2:19.664	24	2:20.350
25	2:21.378														

88 Wolfgang RISCH , Porsche Cayman CS MR GT4 AM / LIE

1	2:25.786	2	2:50.065	3	3:18.260	4	3:51.495	pit	2:42.778	6	4:12.370	7	2:17.717	8	2:17.169
9	2:16.501	pit	2:23.283	11	3:53.613	12	2:17.305	13	2:19.640	14	2:19.082	15	2:18.943	16	2:21.633
17	2:19.089	18	2:20.439	19	2:17.695	20	2:18.828	21	2:18.659	22	2:19.016	23	2:17.355	24	2:18.389

93 Manuela GOSTNER , Maserati GranTurismo MC GT4 AM / ITA

1	2:28.321	2	2:48.525	3	3:18.347	4	3:51.046	5	2:23.362	6	2:18.765	7	2:16.951	8	2:17.291
9	2:18.570	pit	2:25.542	11	3:47.403	12	2:17.293	13	2:17.352	14	2:19.151	15	2:17.683	16	2:18.549
17	2:17.292	18	2:16.961	19	2:17.657	20	2:19.426	21	2:18.507	22	2:17.968	23	2:17.839	24	2:18.569
25	2:19.081														

94 Achim MÖRTL , KTM X-Bow GT4 AM / AUT


1	2:35.161	2	2:45.557	3	3:18.682	4	3:49.589	5	2:20.388	6	2:16.812	7	2:16.995	8	2:17.392
9	2:16.404	10	2:17.896	11	2:15.769	12	2:15.934	pit	2:23.298	14	4:04.933	15	2:16.048	16	2:15.781
17	2:16.460	18	2:16.439	19	2:17.019	20	2:16.287	21	2:15.589	22	2:16.554	23	2:15.947	24	2:16.853
25	2:17.124														

FIA EUROPEAN TRUCK RACING CHAMPIONSHIP

Slovakia Ring, length 5922 m

15. - 16. July 2017

GT4 European Series Northern Cup



Lap by Lap Race 1, 15.07.2017

99 Wojciech LOPALLO , Maserati GranTurismo MC GT4 AM / POL															
1	2:34.379	2	2:44.905	3	3:18.918	4	3:45.927	5	2:24.352	6	2:40.345	7	2:27.847	8	2:25.215
pit	2:34.098	pit	2:54.269	11	4:14.187	12	2:20.736	13	2:20.296	14	2:18.694	15	2:19.562	16	2:33.367
17	2:19.569	18	2:18.921	19	2:19.116	20	2:18.961	21	2:19.641	22	2:18.780	23	2:18.240	24	2:19.509

111 Gabriele PIANA , Porsche Cayman CS MR GT4 PRO / ITA															
1	2:20.303	2	2:44.009	3	3:20.779	4	3:54.651	5	2:15.393	6	2:14.889	7	2:17.227	8	2:15.256
9	2:15.584	10	2:15.835	pit	2:21.212	12	3:49.570	13	2:13.839	14	2:13.391	15	2:14.112	16	2:14.236
17	2:14.725	18	2:14.568	19	2:16.185	20	2:15.196	21	2:13.662	22	2:13.624	23	2:13.359	24	2:13.812
25	2:15.446														

112 Pavel LEFTEROV , Porsche Cayman CS MR GT4 SIL / BGR															
1	2:24.376	2	2:43.522	3	3:21.316	4	3:53.189	5	2:18.156	6	2:16.623	7	2:16.747	8	2:16.371
9	2:16.075	pit	2:21.703	11	3:47.955	12	2:14.757	13	2:14.902	14	2:15.367	15	2:14.271	16	2:14.094
17	2:14.319	18	2:14.849	19	2:16.573	20	2:15.519	21	2:14.322	22	2:14.316	23	2:14.528	24	2:14.644
25	2:15.532														



Lapchart: GT4 European Series Northern Cup Race 1


POS	1	2	3	4	5	6	7	8	9	10	11	12	13	14	15	16	17	18	19	20	21	22	23	24	25	26	27	28	29	30
LAP 1	8	10	76	62	22	111	80	71	77	7	112	14	21	88	69	33	9	64	93	74	34	99	24	94	11	44	75	20	54	50
LAP 2	8	10	76	62	22	111	80	71	77	7	112	14	21	33	69	88	9	93	64	74	34	99	24	94	11	44	75	20	54	50
LAP 3	8	10	76	62	22	111	80	71	77	7	112	14	21	33	69	88	9	93	64	74	34	99	24	94	11	44	75	20	54	50
LAP 4	8	10	76	62	22	111	80	71	77	7	112	14	33	21	99	69	88	9	93	64	74	34	24	94	11	44	75	20	54	50
LAP 5	8	10	76	62	22	111	80	71	14	77	7	112	33	21	69	64	9	99	34	74	24	94	93	11	44	75	20	88	54	50
LAP 6	8	10	76	62	22	111	80	14	71	77	7	112	21	69	64	9	34	74	94	24	93	44	11	75	20	99	88	54	33	50
LAP 7	8	10	76	22	62	80	14	111	71	77	7	112	64	69	21	34	74	9	94	24	93	11	44	75	20	99	88	54	33	50
LAP 8	8	10	76	62	22	80	14	111	71	77	7	112	64	69	34	21	74	24	9	94	93	11	44	75	20	99	88	54	33	50
LAP 9	8	10	76	62	22	80	14	111	71	77	7	112	64	69	34	74	21	9	24	94	11	44	93	75	20	99	88	54	33	50
LAP 10	8	10	76	62	22	80	111	77	71	7	64	34	74	112	69	21	94	11	14	44	9	24	93	75	20	99	88	33	50	54
LAP 11	8	10	76	22	80	62	111	64	7	77	34	74	94	11	21	44	20	71	69	112	9	93	24	75	14	99	88	33	50	54
LAP 12	10	76	8	22	80	64	74	34	7	94	77	11	21	44	20	62	111	71	69	112	9	93	24	75	99	88	33	50	14	54
LAP 13	10	76	22	80	64	74	34	94	8	62	7	111	71	69	112	9	77	21	93	24	44	11	75	20	99	88	33	50	54	
LAP 14	22	8	62	10	76	7	111	69	71	112	80	64	34	9	74	77	21	93	11	94	44	24	75	20	99	88	33	50	54	
LAP 15	8	62	10	76	7	111	22	69	71	112	64	80	9	34	74	77	21	93	11	94	44	75	20	99	88	33	50	54		
LAP 16	8	62	10	7	111	76	22	69	71	112	64	9	34	80	74	77	21	93	11	94	44	75	20	99	88	33	50	54		
LAP 17	8	62	10	7	111	76	69	22	71	112	64	9	34	74	80	77	21	93	11	94	44	75	20	99	88	33	50	54		
LAP 18	8	62	10	111	69	76	7	71	22	112	64	9	34	74	80	77	21	93	11	94	44	75	20	99	88	33	50	54		
LAP 19	8	62	10	111	69	71	76	112	22	9	64	34	74	80	77	21	93	94	11	7	44	75	20	99	88	33	50	54		
LAP 20	8	62	111	10	69	71	112	22	76	9	64	34	74	80	77	21	94	7	93	11	44	75	99	88	20	33	50	54		
LAP 21	8	62	111	10	69	71	112	22	9	76	64	34	74	77	80	21	94	7	93	11	44	75	99	88	20	33	50	54		
LAP 22	8	62	111	69	10	71	112	22	9	76	64	34	74	77	21	80	94	93	11	44	7	75	99	88	20	33	50			
LAP 23	8	62	111	69	10	71	112	9	22	64	34	76	74	77	94	21	80	93	11	44	7	75	99	88	20	33	50			
LAP 24	8	62	111	69	10	71	112	9	22	34	64	76	74	77	94	21	80	93	11	44	75	7	99	88	20					
LAP 25	8	62	111	69	71	10	112	9	22	34	64	76	74	94	77	21	80	93	11	44										

FIA EUROPEAN TRUCK RACING CHAMPIONSHIP

Slovakia Ring, length 5922 m

15. - 16. July 2017

GT4 European Series Northern Cup



Starting grid Race 1

44	Marylin NIEDERHAUSER	
	KTM X-Bow GT4	
94	Eduard ANTON	
	KTM X-Bow GT4	
14	Reinhard KOFLER	
	KTM X-Bow GT4	
34	Erik JANIS	
	KTM X-Bow GT4	
99	Lukasz ZIELSKI	2:18.613
	Maserati GranTurismo MC GT ²	
75	Dario CERATI	2:17.936
	Porsche 911 (997) GT4	
71	Massimiliano TRESOLDI	2:15.367
	Maserati GranTurismo MC GT ²	
33	Stephen PATTRICK	2:15.283
	McLaren 570s GT4	
9	Luc BRAAMS	2:15.056
	McLaren 570s GT4	
21	Joachim BÖLTING	2:14.634
	Porsche Cayman CS MR GT4	
80	Maciej MARCINKIEWICZ	2:13.659
	Maserati GranTurismo MC GT ²	
76	Alessandro GIOVANELLI	2:13.520
	Porsche 911 (997) GT4	
111	Razvan UMBRADESCU	2:13.226
	Porsche Cayman CS MR GT4	
8	Max KOEBOLT	2:12.747
	EKRIS M4 GT4	
22	Jan KASPERLIK	2:12.648
	Porsche Cayman CS MR GT4	

Pole Position

15
14
13
12
11
10
9
8
7
6
5
4
3
2
1

24	Emil WESTMAN	
	KTM X-Bow GT4	
64	Mads SILJEHAUG	
	KTM X-Bow GT4	
74	Cedric FREIBURGHAUS	
	KTM X-Bow GT4	
54	Benjamin MAZATIS	
	KTM X-Bow GT4	
20	Franjo KOVAC	2:19.278
	Porsche Cayman CS MR GT4	
50	Piotr CHODZEN	2:15.279
	Maserati GranTurismo MC GT ²	
11	Ivan VLACHKOV	2:16.491
	Sin Cars Sin R1 GT4	
88	Coach MCKANSY	2:15.313
	Porsche Cayman CS MR GT4	
93	Manuela GOSTNER	2:15.087
	Maserati GranTurismo MC GT ²	
7	Jérôme DEMAY	2:14.812
	Aston Martin Vantage GT4	
69	Daniel RYMES	2:13.997
	Porsche Cayman CS MR GT4	
112	John-Louis JASPER	2:13.644
	Porsche Cayman CS MR GT4	
62	William MOORE	2:12.686
	Aston Martin Vantage GT4	
77	Giuseppe FASCICOLO	2:13.219
	Maserati GranTurismo MC GT ²	
10	Csaba MÓR	2:12.675
	McLaren 570s GT4	

CAR #62 (MOORE) - DROP OF 3 GRID POSITIONS (DECISION 3 SPIELBERG)

CAR # 24 (WESTMAN) - DROP OF 10 GRID POSITION (SPORTING NOTE #6)


CAR #50 (PIOTR) - DROP OF 5 GRID POSITIONS (RD DECISION 4 SLOVAKIA RING)

FIA EUROPEAN TRUCK RACING CHAMPIONSHIP

Slovakia Ring, length 5922 m

15. - 16. July 2017

GT4 European Series Northern Cup



Result Race 1, 15.07.2017

Car	Driver	Entrant	at Lap	pit in	pit out	duration	Sum
54	MAZATIS Benjamin	RYS Team Pankl (DEU)	1	17:54:05.369	17:56:19.673	2:14.304	2:14.304
88	RISCH Wolfgang	HP Racing (CHE)	5	18:04:02.705	18:06:00.687	1:57.982	1:57.982
33	PATTRICK Stephen	Bullit Racing and Race (8	18:13:47.735	18:14:14.007	26.272	26.272
99	LOPALLO Wojciech	Sellite Racing Team (PC	9	18:13:50.176	18:14:16.222	26.046	26.046
71	MELONI Paolo	Scuderia Villorba Corse	10	18:14:54.865	18:16:36.572	1:41.707	1:41.707
112	LEFTEROV Pavel	RN Vision STS (DEU)	10	18:15:02.384	18:16:39.399	1:37.015	1:37.015
69	RYMES Daniel	TM-Racing.org (DEU)	10	18:15:03.202	18:16:40.891	1:37.689	1:37.689
9	BRAAMS Luc	Las Moras Racing (NLD	10	18:15:14.213	18:16:50.364	1:36.151	1:36.151
93	GOSTNER Manuela	Scuderia Villorba Corse	10	18:15:19.678	18:16:56.012	1:36.334	1:36.334
24	WESTMAN Emil	RYS Team Holinger (DE	10	18:15:15.436	18:17:04.682	1:49.246	1:49.246
75	CERATI Dario	Autorlando Sport (ITA)	10	18:15:33.190	18:17:09.449	1:36.259	1:36.259
14	ANGERMAYR Eike	RYS Team KTM (DEU)	10	18:15:10.456	18:17:26.800	2:16.344	2:16.344
62	MOORE William	Academy Motorsport (G	11	18:17:03.657	18:18:39.924	1:36.267	1:36.267
99	LOPALLO Wojciech	Sellite Racing Team (PC	10	18:16:44.256	18:18:41.487	1:57.231	2:23.277
111	PIANA Gabriele	RN Vision STS (DEU)	11	18:17:09.524	18:18:47.545	1:38.021	1:38.021
88	RISCH Wolfgang	HP Racing (CHE)	10	18:17:29.033	18:19:10.131	1:41.098	3:39.080
33	PATTRICK Stephen	Bullit Racing and Race (9	18:17:19.130	18:19:25.851	2:06.721	2:32.993
50	CHODZEN Piotr	Scuderia Villorba Corse	9	18:17:48.872	18:19:32.601	1:43.729	1:43.729
8	KOEBOLT Max	Ekris Motorsport (NLD)	12	18:19:14.682	18:20:50.846	1:36.164	1:36.164
7	DEMAY Jérôme	Street Art Racing (BEL)	12	18:19:40.159	18:20:58.163	1:18.004	1:18.004
77	DALL'ANTONIA Romy	Scuderia Villorba Corse	12	18:19:42.387	18:21:18.872	1:36.485	1:36.485
21	BÖLTING Joachim	Allied-Racing (DEU)	12	18:19:51.417	18:21:29.072	1:37.655	1:37.655
44	NIEDERHAUSER Marylin	RYS Team WP (DEU)	12	18:19:53.377	18:21:30.580	1:37.203	1:37.203
11	VLACHKOV Ivan	Sofia Car Motorsport (B	12	18:19:49.944	18:21:32.324	1:42.380	1:42.380
20	KOVAC Franjo	Besagroup Racing Tean	12	18:20:26.896	18:22:09.209	1:42.313	1:42.313
54	MAZATIS Benjamin	RYS Team Pankl (DEU)	9	18:15:54.336	18:22:40.952	6:46.616	9:00.920
10	HUTCHISON Finlay	Equipe Verschuur (NLD)	13	18:21:32.155	18:23:07.201	1:35.046	1:35.046
76	GHEZZI Giuseppe	Autorlando Sport (ITA)	13	18:21:33.319	18:23:08.948	1:35.629	1:35.629
80	KRESKI Lukasz	Esky Akvo Racing Tear	13	18:21:42.647	18:23:20.094	1:37.447	1:37.447
64	SILJEHAUG Mads	RYS Team InterNetX (D	13	18:21:46.334	18:23:26.011	1:39.677	1:39.677
34	ZARUBA Josef	RYS Team Kiska (DEU)	13	18:21:52.399	18:23:30.164	1:37.765	1:37.765
74	KRAIHAMER Laura	RYS Team True Racing	13	18:21:50.816	18:23:30.795	1:39.979	1:39.979
14	ANGERMAYR Eike	RYS Team KTM (DEU)	11	18:20:00.560	18:23:47.158	3:46.598	6:02.942
94	MÖRTL Achim		13	18:22:04.466	18:23:54.104	1:49.638	1:49.638
22	KASPERLIK Jan	Allied-Racing (DEU)	14	18:23:54.464	18:25:31.469	1:37.005	1:37.005