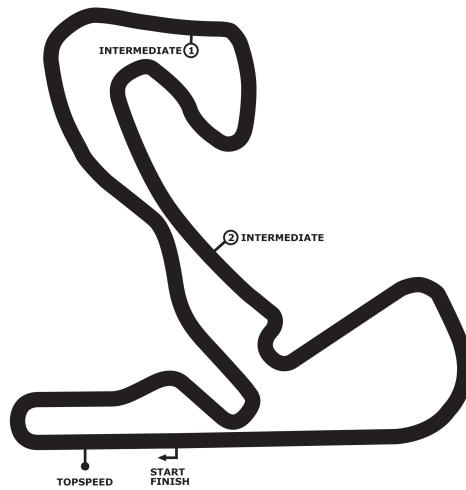




DTM Zandvoort

qualifying session 2



Zandvoort 4307 m

18. - 20.08.2017

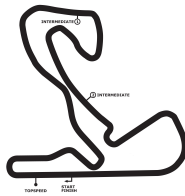


DTM Zandvoort

Zandvoort, length 4307 m

18. - 20.08.2017

GT4 European Series Northern Cup



Result qualifying session 2, 19.08.2017

-Reg.No.: 0301.17.217

RK	No	Class	ENTRANT/DRIVER	CAR	TIME	Lap	%	GAP	DIFF	km/h	Time
1.	60	SIL	Ebor GT Motorsport 1. Charlie FAGG (GBR)	Maserati GranTurismo MC GT4	1:46.356	8	100.0			145.7	12:53:47
2.	64	SIL	RYS Team InterNetX 2. Mads SILJEHAUG (NOR)	KTM X-Bow GT4	1:46.811	7	100.4	00.455	00.455	145.1	12:54:02
3.	10	SIL	Equipe Verschuur 3. Csaba MÖR (HUN)	McLaren 570s GT4	1:46.867	7	100.4	00.511	00.056	145.0	12:56:11
4.	14	SIL	RYS Team KTM 4. Eike ANGERMAYR (AUT)	KTM X-Bow GT4	1:47.064	6	100.6	00.708	00.197	144.8	12:55:58
5.	34	SIL	RYS Team Kiska 5. Lennart MARIONECK (DEU)	KTM X-Bow GT4	1:47.480	6	101.0	01.124	00.416	144.2	12:55:08
6.	26	PRO	CMR 1. Nyls STIEVENART (FRA)	Ginetta G55 GT4	1:47.490	7	101.0	01.134	00.010	144.2	12:54:27
7.	71	SIL	Scuderia Villorba Corse 6. Paolo MELONI (ITA)	Maserati GranTurismo MC GT4	1:47.525	6	101.1	01.169	00.035	144.2	12:55:18
8.	111	PRO	RN Vision STS 2. Gabriele PIANA (ITA)	Porsche Cayman CS MR GT4	1:47.642	6	101.2	01.286	00.117	144.0	12:55:17
9.	8	SIL	Ekris Motorsport 7. Max KOEBOLT (NLD)	EKRIS M4 GT4	1:47.880	8	101.4	01.524	00.238	143.7	12:55:34
10.	222	PRO	TFT Racing 3. Nicolas LEUTWILER (CHI)	Porsche Cayman CS MR GT4	1:48.383	7	101.9	02.027	00.503	143.0	12:55:46
11.	74	SIL	RYS Team True Racing 8. Laura KRAIHAMER (AUT)	KTM X-Bow GT4	1:48.623	7	102.1	02.267	00.240	142.7	12:56:39
12.	62	SIL	Academy Motorsport 9. William MOORE (GBR)	Aston Martin Vantage GT4	1:48.719	8	102.2	02.363	00.096	142.6	12:46:43
13.	7	SIL	Street Art Racing 10. Micah STANLEY (MCO)	Aston Martin Vantage GT4	1:49.012	6	102.5	02.656	00.293	142.2	12:56:43
14.	94	AM	RYS Team Schönramer / Racecom 1. Eduard ANTON (ROU)	KTM X-Bow GT4	1:49.307	7	102.7	02.951	00.295	141.8	12:56:21
15.	11	AM	Sofia Car Motorsport 2. Ivan VLACHKOV (BGR)	Sin Cars Sin R1 GT4	1:49.513	7	102.9	03.157	00.206	141.5	12:56:22
16.	22	PRO	Allied-Racing 4. Jan KASPERLIK (DEU)	Porsche Cayman CS MR GT4	1:49.686	8	103.1	03.330	00.173	141.3	12:53:34
17.	76	AM	Autorlando Sport 3. Giuseppe GHEZZI (ITA)	Porsche 911(997) GT4	1:49.920	7	103.3	03.564	00.234	141.0	12:55:54
18.	77	AM	Scuderia Villorba Corse 4. Giuseppe FASCICOLO (ITA)	Maserati GranTurismo MC GT4	1:49.965	7	103.3	03.609	00.045	141.0	12:56:15

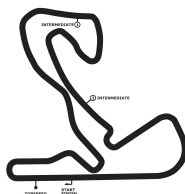


DTM Zandvoort

Zandvoort, length 4307 m

18. - 20.08.2017

GT4 European Series Northern Cup



Result qualifying session 2, 19.08.2017

-Reg.No.: 0301.17.217

RK	No	Class	ENTRANT/DRIVER	CAR	TIME	Lap	%	GAP	DIFF	km/h	Time
19.	4	PRO	Energy by ART 5. Grégoire DEMOUSTIER (FRA)	Porsche Cayman CS MR GT4	1:50.013	6	103.4	03.657	00.048	140.9	12:55:02
20.	9	PRO	Las Moras Racing 6. Luc BRAAMS (NLD)	McLaren 570s GT4	1:50.031	8	103.4	03.675	00.018	140.9	12:54:26
21.	65	AM	CMR 5. Alain GRAND (FRA)	Ginetta G55 GT4	1:50.334	7	103.7	03.978	00.303	140.5	12:49:57
22.	16	PRO	Momo Megatron Team Patrax 7. Bernhard LABER (DEU)	Porsche Cayman CS MR GT4	1:51.156	8	104.5	04.800	00.822	139.4	12:50:48
23.	55	AM	Ricknaes Motorsport 6. Marcus SODERHOLM (SWE)	Porsche Cayman CS MR GT4	1:52.354	8	105.6	05.998	01.198	138.0	12:54:44
24.	28	AM	Allied-Racing 7. Detlef SCHMIDT (DEU)	Porsche Cayman CS MR GT4	1:52.396	8	105.6	06.040	00.042	137.9	12:54:17
25.	93	AM	Scuderia Villorba Corse 8. Manuela GOSTNER (ITA)	Maserati GranTurismo MC GT4	1:52.624	5	105.8	06.268	00.228	137.6	12:54:10
26.	33	PRO	Bullitt Racing 8. Stephen PATTRICK (GBR)	McLaren 570s GT4	1:53.309	6	106.5	06.953	00.685	136.8	12:55:17
27.	112	SIL	RN Vision STS 11. John-Louis JASPER (DEU)	Porsche Cayman CS MR GT4	1:53.860	6	107.0	07.504	00.551	136.1	12:55:26
28.	54	PRO	RYS Team Pankl 9. August MACBETH (USA)	KTM X-Bow GT4	1:54.056	6	107.2	07.700	00.196	135.9	12:49:02
29.	51	AM	Primus Racing 9. Johan ROSEN (SWE)	Ginetta G55 GT4	1:54.080	7	107.2	07.724	00.024	135.9	12:55:15
30.	24	SIL	RYS Team Holinger 12. Samuel SLADECKA (SVK)	KTM X-Bow GT4	1:56.062	6	109.1	09.706	01.982	133.5	12:46:19
31.	75	AM	Autorlando Sport 10. Maurizio FONDI (ITA)	Porsche 911(997) GT4	1:56.837	6	109.8	10.481	00.775	132.7	12:55:15
32.	44	SIL	RYS Team WP 13. Caitlin WOOD (AUS)	KTM X-Bow GT4	2:01.460	6	114.2	15.104	04.623	127.6	12:55:14
33.	20	AM	Besagroup Racing Team 11. Franjo KOVAC (HRV)	Porsche Cayman CS MR GT4	2:06.604	6	119.0	20.248	05.144	122.4	12:45:23

Subject to final scrutineering !

Issued:

Race Director:

Timekeeper:

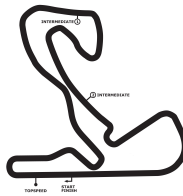


DTM Zandvoort

Zandvoort, length 4307 m

18. - 20.08.2017

GT4 European Series Northern Cup



Lap by Lap qualifying session 2, 19.08.2017

-Reg.No.: 0301.17.217

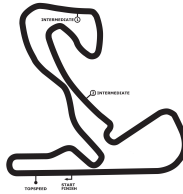
4 Alain FERTÉ , Porsche Cayman CS MR GT4 PRO / FRA															
1	2:46.176	pit	2:11.391	3	4:29.865	4	1:53.435	5	1:51.729	6	1:50.013				
7 Jérôme DEMAY , Aston Martin Vantage GT4 SIL / FRA															
1	7:19.802	2	1:54.552	3	1:57.096	4	1:53.101	5	1:49.983	6	1:49.012				
8 Max KOEBOLT , EKRISS M4 GT4 SIL / NLD															
1	2:20.840	2	2:13.892	3	1:55.918	4	1:50.083	5	1:48.625	6	1:49.503	7	1:47.971	8	1:47.880
9 Luc BRAAMS , McLaren 570s GT4 PRO / NLD															
1	2:50.058	2	2:06.931	3	1:58.293	4	1:55.975	5	1:53.110	6	1:51.934	7	1:50.031	8	1:52.094
10 Finlay HUTCHISON , McLaren 570s GT4 SIL / GBR															
pit	3:12.211	2	3:37.248	3	1:49.989	4	1:58.913	5	1:47.003	6	1:58.855	7	1:46.867		
11 Ivan VLACHKOV , Sin Cars Sin R1 GT4 AM / BGR															
1	3:54.562	2	2:15.442	3	2:01.231	4	1:56.957	5	2:31.469	6	1:53.168	7	1:49.513		
14 Eike ANGERMAYR , KTM X-Bow GT4 SIL / AUT															
1	2:14.827	2	1:54.825	pit	2:05.065	4	6:07.907	5	1:48.496	6	1:47.064				
16 Bernhard LABER , Porsche Cayman CS MR GT4 PRO / DEU															
1	3:07.159	2	1:58.052	3	1:59.674	4	1:52.577	5	1:51.156	6	1:57.552	7	1:51.864	8	1:51.593
20 Franjo KOVAC , Porsche Cayman CS MR GT4 AM / HRV															
1	3:16.562	2	2:06.604	3	2:08.655	4	2:07.566	pit	2:22.445	6	4:11.777				
22 Jan KASPERLIK , Porsche Cayman CS MR GT4 PRO / DEU															
1	2:21.103	2	1:58.725	3	1:52.304	4	1:52.623	5	1:50.221	6	1:50.026	7	1:49.686	8	1:49.772
24 Emil WESTMAN , KTM X-Bow GT4 SIL / FIN															
1	2:21.511	2	2:02.092	3	1:56.062	4	1:56.952	pit	2:11.315	6	4:33.956				
26 Nyls STIEVENART , Ginetta G55 GT4 PRO / FRA															
1	2:26.069	2	1:56.896	pit	2:04.178	4	4:20.651	5	1:52.014	6	1:47.490	7	1:48.809		
28 Freddy KREMER , Porsche Cayman CS MR GT4 AM / DEU															
1	2:44.135	2	1:58.230	3	1:59.766	4	1:53.918	5	1:53.999	6	1:54.660	7	1:52.396	8	1:52.917
33 Stephen PATTRICK , McLaren 570s GT4 PRO / GBR															
1	3:26.133	2	2:04.810	3	2:01.341	pit	2:19.323	5	3:32.784	6	1:53.309				
34 Willem MEIJER , KTM X-Bow GT4 SIL / NLD															
1	2:44.231	2	1:53.701	pit	2:08.245	4	4:46.099	5	1:48.796	6	1:47.480				
44 Marylin NIEDERHAUSER , KTM X-Bow GT4 SIL / CHE															
1	3:19.426	2	2:06.147	3	2:08.722	pit	2:22.591	5	3:15.572	6	2:01.460				

DTM Zandvoort

Zandvoort, length 4307 m

18. - 20.08.2017

GT4 European Series Northern Cup



Lap by Lap qualifying session 2, 19.08.2017

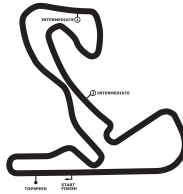
-Reg.No.: 0301.17.217

51 Peter LARSEN , Ginetta G55 GT4 AM / DNK															
1	3:15.974	2	2:07.758	3	2:02.861	4	1:59.602	5	1:56.939	6	1:57.964	7	1:54.080		
54 Benjamin MAZATIS , KTM X-Bow GT4 PRO / DEU															
1	5:12.843	2	1:55.148	3	1:54.056	4	1:54.354	pit	2:04.589	6	3:30.680				
55 Hakan RICKNAS , Porsche Cayman CS MR GT4 AM / SWE															
1	3:00.007	2	2:03.814	3	2:02.390	4	1:57.352	5	1:55.802	6	1:52.715	7	1:52.354	8	1:52.680
60 Phil GLEW , Maserati GranTurismo MC GT4 SIL / GBR															
1	2:37.400	2	1:59.215	3	1:55.474	4	1:52.499	5	1:47.700	6	1:48.336	7	1:46.356	8	1:51.200
62 William MOORE , Aston Martin Vantage GT4 SIL / GBR															
1	3:00.031	2	1:54.911	3	1:48.719	4	1:55.003	5	1:50.080	6	1:52.565	7	1:53.918	pit	2:02.382
64 Mads SILJEHAUG , KTM X-Bow GT4 SIL / NOR															
1	2:24.071	2	2:09.019	pit	2:07.144	4	3:43.825	5	1:51.607	6	1:46.811	7	1:47.830		
65 Alain GRAND , Ginetta G55 GT4 AM / FRA															
1	4:15.166	2	1:58.095	3	1:53.493	4	1:50.334	5	1:51.824	6	1:51.810	7	1:50.533		
71 Paolo MELONI , Maserati GranTurismo MC GT4 SIL / ITA															
1	5:36.868	2	1:58.124	3	2:17.436	4	1:49.493	5	1:49.299	6	1:47.525				
74 Laura KRAIHAMER , KTM X-Bow GT4 SIL / AUT															
1	2:17.558	2	2:02.089	3	1:57.051	pit	2:05.979	5	4:37.993	6	1:50.471	7	1:48.623		
75 Dario CERATI , Porsche 911(997) GT4 AM / ITA															
1	3:03.316	2	2:02.070	pit	2:20.303	4	3:53.358	5	1:59.336	6	1:56.837				
76 Giuseppe GHEZZI , Porsche 911(997) GT4 AM / ITA															
1	2:27.292	2	1:57.177	pit	2:11.075	4	3:43.346	5	1:54.023	6	1:51.435	7	1:49.920		
77 Romy DALL'ANTONIA , Maserati GranTurismo MC GT4 AM / ITA															
1	4:31.920	2	2:09.963	3	2:02.076	4	1:55.995	5	1:54.618	6	1:51.150	7	1:49.965		
93 Manuela GOSTNER , Maserati GranTurismo MC GT4 AM / ITA															
pit	4:53.795	2	5:26.118	3	1:57.891	4	1:52.624	5	1:57.103						
94 Achim MÖRTL , KTM X-Bow GT4 AM / AUT															
1	3:32.943	2	1:56.037	pit	2:07.183	4	3:09.977	5	1:55.500	6	1:50.143	7	1:49.307		
111 Gabriele PIANA , Porsche Cayman CS MR GT4 PRO / ITA															
1	2:06.306	2	1:55.772	pit	2:07.565	4	5:21.888	5	1:58.624	6	1:47.642				
112 Pavel LEFTEROV , Porsche Cayman CS MR GT4 SIL / BGR															
1	2:17.222	2	2:04.912	pit	2:15.888	4	4:53.815	5	2:00.989	6	1:53.860				

DTM Zandvoort
Zandvoort, length 4307 m

18. - 20.08.2017

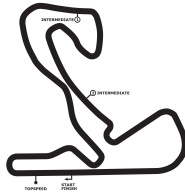
GT4 European Series Northern Cup



Lap by Lap qualifying session 2, 19.08.2017

-Reg.No.: 0301.17.217

222 Nicolas LEUTWILER , Porsche Cayman CS MR GT4 PRO / CHE															
1	2:19.114	2	2:12.908	3	3:59.332	4	1:48.734	5	1:48.926	6	1:48.734	7	1:48.383		



Lap Analysis qualifying session 2, 19.08.2017

-Reg.No.: 0301.17.217

4 Alain FERTÉ / Grégoire DEMOUSTIER , Porsche Cayman CS MR GT4, PRO theoretical besttime: 1:49.582

Lap	D	Time	S1	V1	S2	V2	S3	V3	Vmax	Lap	D	Time	S1	V1	S2	V2	S3	V3	Vmax
1	0	2:46.176		146	32.767	159	37.207	208		4	0	1:53.435	51.079	172	28.806	182	33.550	215	212
2	0	2:11.391	52.319	166	30.559	172		210		5	0	1:51.729	50.510	173	28.449	191	32.770	216	221
3	0	4:29.865	3:25.248	150	30.135	177	34.482	213		6	0	1:50.013	48.480	177	28.332	192	33.201	219	228

7 Jérôme DEMAY / Micah STANLEY , Aston Martin Vantage GT4, SIL theoretical besttime: 1:49.012

Lap	D	Time	S1	V1	S2	V2	S3	V3	Vmax	Lap	D	Time	S1	V1	S2	V2	S3	V3	Vmax
1	2	7:19.802		158	32.498	165	38.109	209		4	2	1:53.101	51.067	173	28.538	194	33.496	218	224
2	2	1:54.552	50.728	173	29.077	192	34.747	215	209	5	2	1:49.983	48.802	178	28.355	198	32.826	221	234
3	2	1:57.096	53.364	169	29.379	189	34.353	218	217	6	2	1:49.012	47.994	177	28.268	198	32.750	220	224

8 Max KOEBOLT / Ricardo VAN DER ENDE , EKRISS M4 GT4, SIL theoretical besttime: 1:47.763

Lap	D	Time	S1	V1	S2	V2	S3	V3	Vmax	Lap	D	Time	S1	V1	S2	V2	S3	V3	Vmax
1	1	2:20.840		144	36.913	139	38.091	210		5	1	1:48.625	47.700	177	28.743	196	32.182	223	233
2	1	2:13.892	56.524	130	37.731	94	39.637	217	184	6	1	1:49.503	48.999	179	28.326	196	32.178	221	236
3	1	1:55.918	51.154	172	29.485	184	35.279	219	204	7	1	1:47.971	47.391	179	28.338	195	32.242	223	234
4	1	1:50.083	48.969	177	28.727	194	32.387	222	226	8	1	1:47.880	47.458	180	28.376	197	32.046	223	234

9 Luc BRAAMS / Duncan HUISMAN , McLaren 570s GT4, PRO theoretical besttime: 1:49.937

Lap	D	Time	S1	V1	S2	V2	S3	V3	Vmax	Lap	D	Time	S1	V1	S2	V2	S3	V3	Vmax
1	1	2:50.058		128	38.067	131	43.591	196		5	1	1:53.110	49.264	176	29.898	189	33.948	212	222
2	1	2:06.931	57.760	156	30.968	180	38.203	199	182	6	1	1:51.934	48.806	172	29.777	188	33.351	215	227
3	1	1:58.293	52.723	164	29.720	188	35.850	205	207	7	1	1:50.031	47.992	178	28.814	191	33.225	215	228
4	1	1:55.975	51.127	169	29.634	189	35.214	206	218	8	1	1:52.094	49.805	175	29.158	190	33.131	211	218

10 Finlay HUTCHISON / Csaba MÓR , McLaren 570s GT4, SIL theoretical besttime: 1:46.534

Lap	D	Time	S1	V1	S2	V2	S3	V3	Vmax	Lap	D	Time	S1	V1	S2	V2	S3	V3	Vmax
1	2	3:12.211		133	32.918	144				5	2	1:47.003	47.161	179	27.997	200	31.845	227	234
2	2	3:37.248	2:23.496	152	37.586	134	36.166	219		6	2	1:58.855	51.993	179	32.871	160	33.991	227	190
3	2	1:49.989	49.024	176	28.807	198	32.158	228	225	7	2	1:46.867	46.734	181	27.955	201	32.178	224	239
4	2	1:58.913	54.303	167	29.719	196	34.891	222	236										

11 Ivan VLACHKOV , Sin Cars Sin R1 GT4, AM theoretical besttime: 1:49.513

Lap	D	Time	S1	V1	S2	V2	S3	V3	Vmax	Lap	D	Time	S1	V1	S2	V2	S3	V3	Vmax
1	1	3:54.562		121	39.411	105	44.683	170		5	1	2:31.469	51.052	172	1:04.318	144	36.099	211	223
2	1	2:15.442	1:03.527	135	34.245	143	37.670	204	153	6	1	1:53.168	50.095	173	29.774	161	33.299	216	208
3	1	2:01.231	55.470	153	30.460	181	35.301	209	189	7	1	1:49.513	48.402	174	28.400	192	32.711	217	225
4	1	1:56.957	51.188	150	31.382	182	34.387	212	209										

14 Eike ANGERMAYR / Reinhard KOFLER , KTM X-Bow GT4, SIL theoretical besttime: 1:47.064

Lap	D	Time	S1	V1	S2	V2	S3	V3	Vmax	Lap	D	Time	S1	V1	S2	V2	S3	V3	Vmax
1	1	2:14.827		146	32.773	175	35.136	208		4	1	6:07.907	5:04.426	164	29.645	171	33.836	212	
2	1	1:54.825	50.950	170	29.919	183	33.956	208	218	5	1	1:48.496	47.282	178	28.246	182	32.968	214	223
3	1	2:05.065	50.011	169	31.839	181			218	6	1	1:47.064	47.273	179	27.774	187	32.017	214	225

16 Bernhard LABER / Christian DANNER , Porsche Cayman CS MR GT4, PRO theoretical besttime: 1:50.606

Lap	D	Time	S1	V1	S2	V2	S3	V3	Vmax	Lap	D	Time	S1	V1	S2	V2	S3	V3	Vmax
1	1	3:07.159		136	33.378	168	37.758	205		5	1	1:51.156	48.806	174	29.036	187	33.314	217	229
2	1	1:58.052	52.530	165	30.238	188	35.284	211	212	6	1	1:57.552	49.470	172	32.487	167	35.595	213	226
3	1	1:59.674	53.002	157	31.856	180	34.816	212	208	7	1	1:51.864	49.654	174	29.323	190	32.887	217	227
4	1	1:52.577	50.039	172	28.913	190	33.625	215	226	8	1	1:51.593	48.971	171	29.121	191	33.501	216	231

20 Franjo KOVAC , Porsche Cayman CS MR GT4, AM theoretical besttime: 2:06.200

Lap	D	Time	S1	V1	S2	V2	S3	V3	Vmax	Lap	D	Time	S1	V1	S2	V2	S3	V3	Vmax
1	1	3:16.562		150	33.025	168	38.390	204		4	1	2:07.566	56.751	156	33.362	174	37.453	205	212
2	1	2:06.604	56.159	151	32.588	182	37.857	205	190	5	1	2:22.445	57.000	152	33.618	154			221
3	1	2:08.655	56.669	151	33.905	178	38.081	205	211	6	1	4:11.777	3:00.078	129	33.141	179	38.558	205	

22 Jan KASPERLIK / Jörg VIEBAHN , Porsche Cayman CS MR GT4, PRO theoretical besttime: 1:49.355

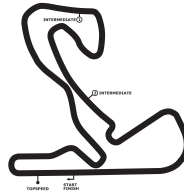
Lap	D	Time	S1	V1	S2	V2	S3	V3	Vmax	Lap	D	Time	S1	V1	S2	V2	S3	V3	Vmax
1	1	2:21.103		165	31.640	167	37.472	205		5	1	1:50.221	48.912	177	28.363	191	32.946	216	225

DTM Zandvoort

Zandvoort, length 4307 m

18. - 20.08.2017

GT4 European Series Northern Cup



Lap Analysis qualifying session 2, 19.08.2017

-Reg.No.: 0301.17.217

Lap	D	Time	S1	V1	S2	V2	S3	V3	Vmax	Lap	D	Time	S1	V1	S2	V2	S3	V3	Vmax
2	1	1:58.725	53.031	157	31.050	173	34.644	213	180	6	1	1:50.026	48.366	179	28.781	192	32.879	216	229
3	1	1:52.304	49.765	174	28.920	188	33.619	214	218	7	1	1:49.686	48.258	178	28.598	191	32.830	220	229
4	1	1:52.623	50.297	176	28.640	190	33.686	215	216	8	1	1:49.772	48.310	174	28.728	192	32.734	217	232

DTM Zandvoort

Zandvoort, length 4307 m

18. - 20.08.2017

GT4 European Series Northern Cup



Lap Analysis qualifying session 2, 19.08.2017

-Reg.No.: 0301.17.217

24 Emil WESTMAN / Samuel SLADECKA , KTM X-Bow GT4, SIL theoretical besttime: 1:54.902

Lap	D	Time	S1	V1	S2	V2	S3	V3	Vmax	Lap	D	Time	S1	V1	S2	V2	S3	V3	Vmax
1	2	2:21.511		160	32.256	148	37.828	203		4	2	1:56.952	50.764	165	30.444	177	35.744	186	212
2	2	2:02.092	53.821	165	32.222	164	36.049	205	187	5	2	2:11.315	51.236	156	31.382	157			203
3	2	1:56.062	51.690	167	30.115	179	34.257	203	214	6	2	4:33.956	3:29.818	165	30.075	177	34.063	205	

26 Nyls STIEVENART / Soheil AYARI , Ginetta G55 GT4, PRO theoretical besttime: 1:47.490

Lap	D	Time	S1	V1	S2	V2	S3	V3	Vmax	Lap	D	Time	S1	V1	S2	V2	S3	V3	Vmax
1	0	2:26.069		165	30.102	172	35.627	210		5	0	1:52.014	48.960	147	30.283	187	32.771	208	222
2	0	1:56.896	51.243	166	30.711	177	34.942	207	214	6	0	1:47.490	47.697	179	27.862	188	31.931	216	219
3	0	2:04.178	50.477	171	29.710	186			212	7	0	1:48.809	47.974	179	27.980	189	32.855	210	223
4	0	4:20.651	3:17.915	168	29.791	186	32.945	215											

28 Freddy KREMER / Detlef SCHMIDT , Porsche Cayman CS MR GT4, AM theoretical besttime: 1:52.096

Lap	D	Time	S1	V1	S2	V2	S3	V3	Vmax	Lap	D	Time	S1	V1	S2	V2	S3	V3	Vmax
1	2	2:44.135		130	34.559	148	38.468	203		5	2	1:53.999	49.994	174	30.411	191	33.594	218	227
2	2	1:58.230	53.632	162	30.639	188	33.959	214	174	6	2	1:54.660	50.198	170	30.663	189	33.799	216	226
3	2	1:59.766	53.706	148	30.955	188	35.105	206	222	7	2	1:52.396	49.253	174	29.263	189	33.880	216	230
4	2	1:53.918	50.451	172	29.639	188	33.828	215	200	8	2	1:52.917	49.473	175	29.249	190	34.195	217	223

33 Stephen PATTRICK / Andrew James MEYRICK , McLaren 570s GT4, PRO theoretical besttime: 1:53.309

Lap	D	Time	S1	V1	S2	V2	S3	V3	Vmax	Lap	D	Time	S1	V1	S2	V2	S3	V3	Vmax
1	1	3:26.133		157	30.654	188	35.825	207		4	1	2:19.323	56.989	142	32.737	179			212
2	1	2:04.810	53.496	159	32.515	161	38.799	207	221	5	1	3:32.784	2:26.079	160	31.596	169	35.109	212	
3	1	2:01.341	53.159	158	31.575	184	36.607	204	209	6	1	1:53.309	50.313	170	29.130	191	33.866	215	225

34 Willem MEIJER / Lennart MARIONECK , KTM X-Bow GT4, SIL theoretical besttime: 1:47.480

Lap	D	Time	S1	V1	S2	V2	S3	V3	Vmax	Lap	D	Time	S1	V1	S2	V2	S3	V3	Vmax
1	2	2:44.231		170	30.011	176	36.105	203		4	2	4:46.099	3:43.797	164	29.333	180	32.969	206	
2	2	1:53.701	49.773	171	29.920	181	34.008	207	213	5	2	1:48.796	47.474	179	28.932	182	32.390	206	217
3	2	2:08.245	51.487	170	29.759	182			218	6	2	1:47.480	47.331	179	28.533	182	31.616	212	216

44 Marylin NIEDERHAUSER / Caitlin WOOD , KTM X-Bow GT4, SIL theoretical besttime: 2:01.460

Lap	D	Time	S1	V1	S2	V2	S3	V3	Vmax	Lap	D	Time	S1	V1	S2	V2	S3	V3	Vmax
1	2	3:19.426		134	33.580	155	39.589	201		4	2	2:22.591	56.418	149	36.275	159			200
2	2	2:06.147	56.068	152	32.331	174	37.748	204	191	5	2	3:15.572	2:06.451	155	32.130	180	36.991	203	
3	2	2:08.722	55.188	156	33.164	164	40.370	204	202	6	2	2:01.460	53.640	159	31.582	178	36.238	204	205

51 Peter LARSEN / Johan ROSEN , Ginetta G55 GT4, AM theoretical besttime: 1:53.929

Lap	D	Time	S1	V1	S2	V2	S3	V3	Vmax	Lap	D	Time	S1	V1	S2	V2	S3	V3	Vmax
1	2	3:15.974		123	34.631	122	39.789	196		5	2	1:56.939	52.748	159	29.467	168	34.724	205	193
2	2	2:07.758	57.330	149	32.501	152	37.927	198	167	6	2	1:57.964	53.417	164	29.916	173	34.631	204	203
3	2	2:02.861	55.041	158	31.450	157	36.370	199	180	7	2	1:54.080	50.117	167	29.618	176	34.345	203	203
4	2	1:59.602	54.006	160	30.234	168	35.362	203	178										

54 Benjamin MAZATIS / August MACBETH , KTM X-Bow GT4, PRO theoretical besttime: 1:52.943

Lap	D	Time	S1	V1	S2	V2	S3	V3	Vmax	Lap	D	Time	S1	V1	S2	V2	S3	V3	Vmax
1	2	5:12.843		140	33.057	148	36.708	206		4	2	1:54.354	50.215	170	29.755	181	34.384	206	217
2	2	1:55.148	50.320	169	31.142	182	33.686	209	199	5	2	2:04.589	50.009	168	29.877	181			216
3	2	1:54.056	49.832	165	30.418	183	33.806	206	215	6	2	3:30.680	2:27.569	167	29.520	183	33.591	207	

55 Hakan RICKNAS / Marcus SODERHOLM , Porsche Cayman CS MR GT4, AM theoretical besttime: 1:52.074

Lap	D	Time	S1	V1	S2	V2	S3	V3	Vmax	Lap	D	Time	S1	V1	S2	V2	S3	V3	Vmax
1	2	3:00.007		117	34.821	117	38.505	201		5	2	1:55.802	51.512	143	29.388	174	34.902	217	212
2	2	2:03.814	56.289	132	31.035	152	36.490	215	164	6	2	1:52.715	50.221	155	28.594	184	33.900	220	215
3	2	2:02.390	53.967	147	32.864	161	35.559	217	185	7	2	1:52.354	49.645	162	28.808	181	33.901	219	224
4	2	1:57.352	51.493	142	30.957	167	34.902	217	223	8	2	1:52.680	49.970	171	28.529	194	34.181	217	219

60 Phil GLEW / Charlie FAGG , Maserati GranTurismo MC GT4, SIL theoretical besttime: 1:45.983

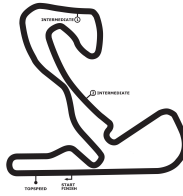
Lap	D	Time	S1	V1	S2	V2	S3	V3	Vmax	Lap	D	Time	S1	V1	S2	V2	S3	V3	Vmax
1	2	2:37.400		137	34.280	145	36.045	212		5	2	1:47.700	46.979	180	28.105	166	32.616	221	219
2	2	1:59.215	51.962	161	31.160	154	36.093	215	182	6	2	1:48.336	47.054	176	29.820	192	31.462	221	225
3	2	1:55.474	52.224	163	28.933	171	34.317	220	192	7	2	1:46.356	46.514	181	28.007	191	31.835	226	221

DTM Zandvoort

Zandvoort, length 4307 m

18. - 20.08.2017

GT4 European Series Northern Cup



Lap Analysis qualifying session 2, 19.08.2017

-Reg.No.: 0301.17.217

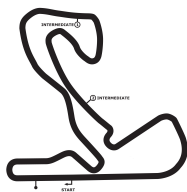
Lap	D	Time	S1	V1	S2	V2	S3	V3	Vmax	Lap	D	Time	S1	V1	S2	V2	S3	V3	Vmax
4	2	1:52.499	47.808	164	28.939	174	35.752	220	219	8	2	1:51.200	47.556	171	28.393	180	35.251	221	231

DTM Zandvoort

Zandvoort, length 4307 m

18. - 20.08.2017

GT4 European Series Northern Cup



Lap Analysis qualifying session 2, 19.08.2017

-Reg.No.: 0301.17.217

62 William MOORE / Matt Nicoll JONES , Aston Martin Vantage GT4, SIL theoretical besttime: 1:47.936

Lap	D	Time	S1	V1	S2	V2	S3	V3	Vmax	Lap	D	Time	S1	V1	S2	V2	S3	V3	Vmax
1	1	3:00.031		137	32.969	147	37.695	210		5	1	1:50.080	47.857	174	28.766	188	33.457	220	230
2	1	1:54.911	51.426	165	29.696	187	33.789	215	184	6	1	1:52.565	47.491	174	30.807	120	34.267	221	223
3	1	1:48.719	48.155	175	28.248	193	32.316	220	217	7	1	1:53.918	47.372	175	29.328	192	37.218	220	234
4	1	1:55.003	51.824	164	30.450	167	32.729	220	211	8	1	2:02.382	47.633	174	29.734	195			229

64 Mads SILJEHAUG / Jamie VANDENBALCK , KTM X-Bow GT4, SIL theoretical besttime: 1:46.658

Lap	D	Time	S1	V1	S2	V2	S3	V3	Vmax	Lap	D	Time	S1	V1	S2	V2	S3	V3	Vmax
1	1	2:24.071		162	32.032	114	38.500	207		5	1	1:51.607	48.037	143	30.948	180	32.622	213	221
2	1	2:09.019	53.000	160	34.934	75	41.085	207	216	6	1	1:46.811	46.555	178	28.462	183	31.794	213	224
3	1	2:07.144	50.702	169	31.137	180			209	7	1	1:47.830	47.727	176	28.405	185	31.698	212	223
4	1	3:43.825	2:37.595	173	28.523	180	37.707	211											

65 Alain GRAND / Didier MOUREU , Ginetta G55 GT4, AM theoretical besttime: 1:49.962

Lap	D	Time	S1	V1	S2	V2	S3	V3	Vmax	Lap	D	Time	S1	V1	S2	V2	S3	V3	Vmax
1	0	4:15.166		150	31.709	160	36.184	201		5	0	1:51.824	48.588	175	29.089	187	34.147	201	221
2	0	1:58.124	51.906	165	30.470	171	35.719	207	201	6	0	1:51.810	48.691	174	29.749	184	33.370	210	214
3	0	1:53.493	51.336	168	29.194	184	32.963	210	202	7	0	1:50.533	48.650	171	28.964	188	32.919	210	214
4	0	1:50.334	48.960	172	28.642	184	32.732	209	219										

71 Paolo MELONI / Massimiliano TRESOLDI , Maserati GranTurismo MC GT4, SIL theoretical besttime: 1:47.525

Lap	D	Time	S1	V1	S2	V2	S3	V3	Vmax	Lap	D	Time	S1	V1	S2	V2	S3	V3	Vmax
1	1	5:36.868		130	33.787	152	37.311	201		4	1	1:49.493	48.499	179	28.637	190	32.357	220	222
2	1	1:58.124	54.339	160	30.320	179	33.465	218	169	5	1	1:49.299	47.997	182	28.153	194	33.149	221	219
3	1	2:17.436	58.109	130	40.589	104	38.738	218	198	6	1	1:47.525	47.657	182	27.888	196	31.980	222	226

74 Laura KRAHAMER / Cedric FREIBURGHaus , KTM X-Bow GT4, SIL theoretical besttime: 1:48.623

Lap	D	Time	S1	V1	S2	V2	S3	V3	Vmax	Lap	D	Time	S1	V1	S2	V2	S3	V3	Vmax
1	1	2:17.558		143	33.585	158	36.607	203		5	1	4:37.993	3:32.871	164	30.460	172	34.662	207	
2	1	2:02.089	54.665	155	31.902	173	35.522	202	210	6	1	1:50.471	49.124	173	28.491	182	32.856	210	216
3	1	1:57.051	51.776	161	30.436	179	34.839	205	212	7	1	1:48.623	47.902	172	28.249	183	32.472	211	219
4	1	2:05.979	51.138	163	30.218	179			215										

75 Dario CERATI / Maurizio FONDI , Porsche 911(997) GT4, AM theoretical besttime: 1:56.837

Lap	D	Time	S1	V1	S2	V2	S3	V3	Vmax	Lap	D	Time	S1	V1	S2	V2	S3	V3	Vmax
1	2	3:03.316		131	36.206	136	39.292	207		4	2	3:53.358	2:43.155	150	33.029	173	37.174	205	
2	2	2:02.070	54.577	151	31.201	186	36.292	205	207	5	2	1:59.336	53.580	159	30.111	189	35.645	206	217
3	2	2:20.303	56.747	154	33.664	168			174	6	2	1:56.837	52.149	162	29.883	190	34.805	207	221

76 Giuseppe GHEZZI / Manuele MENGOZZI , Porsche 911(997) GT4, AM theoretical besttime: 1:49.920

Lap	D	Time	S1	V1	S2	V2	S3	V3	Vmax	Lap	D	Time	S1	V1	S2	V2	S3	V3	Vmax
1	1	2:27.292		152	31.347	162	38.531	211		5	1	1:54.023	50.999	158	29.525	191	33.499	215	204
2	1	1:57.177	51.489	154	30.678	177	35.010	213	196	6	1	1:51.435	48.715	170	29.395	175	33.325	217	223
3	1	2:11.075	54.022	160	31.152	185			210	7	1	1:49.920	48.564	174	28.448	195	32.908	215	221
4	1	3:43.346	2:32.663	114	33.142	157	37.541	208											

77 Romy DALL'ANTONIA / Giuseppe FASCICOLO , Maserati GranTurismo MC G1 theoretical besttime: 1:49.965

Lap	D	Time	S1	V1	S2	V2	S3	V3	Vmax	Lap	D	Time	S1	V1	S2	V2	S3	V3	Vmax
1	2	4:31.920		123	40.414	123	40.495	182		5	2	1:54.618	50.207	158	30.218	167	34.193	215	192
2	2	2:09.963	1:00.543	143	31.571	154	37.849	209	155	6	2	1:51.150	49.041	172	28.889	187	33.220	217	200
3	2	2:02.076	54.808	146	31.814	148	35.454	214	179	7	2	1:49.965	48.237	173	28.579	194	33.149	218	209
4	2	1:55.995	52.297	161	29.291	177	34.407	216	191										

93 Manuela GOSTNER , Maserati GranTurismo MC GT4, AM theoretical besttime: 1:52.624

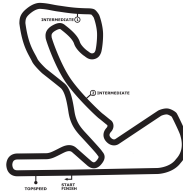
Lap	D	Time	S1	V1	S2	V2	S3	V3	Vmax	Lap	D	Time	S1	V1	S2	V2	S3	V3	Vmax
1	1	4:53.795		146	32.335	144				4	1	1:52.624	49.695	163	29.543	175	33.386	218	205
2	1	5:26.118	4:07.594	127	37.469	138	41.055	208		5	1	1:57.103	51.449	151	31.553	178	34.101	215	191
3	1	1:57.891	51.895	155	31.931	167	34.065	216	179										

DTM Zandvoort

Zandvoort, length 4307 m

18. - 20.08.2017

GT4 European Series Northern Cup



Lap Analysis qualifying session 2, 19.08.2017

-Reg.No.: 0301.17.217

94 Achim MÖRTL / Eduard ANTON , KTM X-Bow GT4, AM

theoretical besttime: 1:49.191

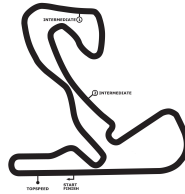
Lap	D	Time	S1	V1	S2	V2	S3	V3	Vmax	Lap	D	Time	S1	V1	S2	V2	S3	V3	Vmax
1	2	3:32.943		166	31.118	181	35.515	205		5	2	1:55.500	50.352	164	31.756	186	33.392	212	218
2	2	1:56.037	50.751	168	30.189	183	35.097	207	218	6	2	1:50.143	48.612	176	28.953	187	32.578	213	222
3	2	2:07.183	50.873	158	31.452	183			218	7	2	1:49.307	47.989	176	28.624	187	32.694	212	224
4	2	3:09.977	2:02.957	160	31.908	181	35.112	207											

DTM Zandvoort

Zandvoort, length 4307 m

18. - 20.08.2017

GT4 European Series Northern Cup



Lap Analysis qualifying session 2, 19.08.2017

-Reg.No.: 0301.17.217

111 Gabriele PIANA / Razvan UMBRADESCU , Porsche Cayman CS MR GT4, PRO theoretical besttime: 1:47.642

Lap	D	Time	S1	V1	S2	V2	S3	V3	Vmax	Lap	D	Time	S1	V1	S2	V2	S3	V3	Vmax
1	1	2:06.306		162	30.219	168	35.020	212		4	1	5:21.888	4:19.038	166	29.025	190	33.825	212	
2	1	1:55.772	50.903	164	30.181	188	34.688	209	218	5	1	1:58.624	47.575	177	35.196	114	35.853	219	224
3	1	2:07.565	51.477	163	30.561	184			216	6	1	1:47.642	47.047	177	28.052	193	32.543	215	232

112 Pavel LEFTEROV / John-Louis JASPER , Porsche Cayman CS MR GT4, SIL theoretical besttime: 1:53.860

Lap	D	Time	S1	V1	S2	V2	S3	V3	Vmax	Lap	D	Time	S1	V1	S2	V2	S3	V3	Vmax
1	2	2:17.222		145	32.973	170	37.850	209		4	2	4:53.815	3:45.968	156	30.940	181	36.907	203	
2	2	2:04.912	54.780	151	33.720	159	36.412	206	203	5	2	2:00.989	52.154	170	31.647	121	37.188	214	205
3	2	2:15.888	57.493	156	32.106	165			215	6	2	1:53.860	49.861	172	29.986	190	34.013	214	222

222 Nicolas LEUTWILER / Ander VILARINO , Porsche Cayman CS MR GT4, PRO theoretical besttime: 1:47.835

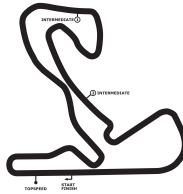
Lap	D	Time	S1	V1	S2	V2	S3	V3	Vmax	Lap	D	Time	S1	V1	S2	V2	S3	V3	Vmax
1	1	2:19.114		143	32.860	159	36.854	215		5	1	1:48.926	47.852	164	29.092	193	31.982	221	230
2	1	2:12.908	54.549	134	33.586	160			219	6	1	1:48.734	47.440	176	28.625	192	32.669	217	226
3	1	3:59.332	2:56.052	167	29.419	178	33.861	218		7	1	1:48.383	47.707	175	28.413	192	32.263	220	227
4	1	1:48.734	48.043	177	28.479	193	32.212	221	228										

DTM Zandvoort

Zandvoort, length 4307 m

18. - 20.08.2017

GT4 European Series Northern Cup



Topspeed qualifying session 2, 19.08.2017

-Reg.No.: 0301.17.217

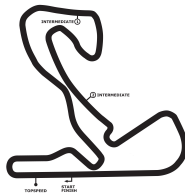
Car No.	Driver	Make	Speed km/h
10	Finlay HUTCHISON	McLaren 570s GT4	239
8	Max KOEBOLT	EKRIS M4 GT4	236
62	William MOORE	Aston Martin Vantage GT4	234
7	Jérôme DEMAY	Aston Martin Vantage GT4	234
111	Gabriele PIANA	Porsche Cayman CS MR GT4	232
22	Jan KASPERLIK	Porsche Cayman CS MR GT4	232
16	Bernhard LABER	Porsche Cayman CS MR GT4	231
60	Phil GLEW	Maserati GranTurismo MC GT4	231
222	Nicolas LEUTWILER	Porsche Cayman CS MR GT4	230
28	Freddy KREMER	Porsche Cayman CS MR GT4	230
4	Alain FERTÉ	Porsche Cayman CS MR GT4	228
9	Luc BRAAMS	McLaren 570s GT4	228
71	Paolo MELONI	Maserati GranTurismo MC GT4	226
33	Stephen PATTRICK	McLaren 570s GT4	225
14	Eike ANGERMAYR	KTM X-Bow GT4	225
11	Ivan VLACHKOV	Sin Cars Sin R1 GT4	225
94	Achim MÖRTL	KTM X-Bow GT4	224
64	Mads SILJEHAUG	KTM X-Bow GT4	224
55	Hakan RICKNAS	Porsche Cayman CS MR GT4	224
26	Nyls STIEVENART	Ginetta G55 GT4	223
76	Giuseppe GHEZZI	Porsche 911(997) GT4	223
112	Pavel LEFTEROV	Porsche Cayman CS MR GT4	222
20	Franjo KOVAC	Porsche Cayman CS MR GT4	221
75	Dario CERATI	Porsche 911(997) GT4	221
65	Alain GRAND	Ginetta G55 GT4	221
74	Laura KRAIHAMER	KTM X-Bow GT4	219
34	Willem MEIJER	KTM X-Bow GT4	218
54	Benjamin MAZATIS	KTM X-Bow GT4	217
24	Emil WESTMAN	KTM X-Bow GT4	214
77	Romy DALL'ANTONIA	Maserati GranTurismo MC GT4	209
44	Marylin NIEDERHAUSER	KTM X-Bow GT4	205
93	Manuela GOSTNER	Maserati GranTurismo MC GT4	205
51	Peter LARSEN	Ginetta G55 GT4	203

DTM Zandvoort

Zandvoort, length 4307 m

18. - 20.08.2017

GT4 European Series Northern Cup



Best Sector Times qualifying session 2

-Reg.No.: 0301.17.217

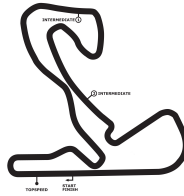
Pos.	sector 1			sector 2			sector 3			theoretical and best lap time				
	No	Driver	Time	No	Driver	Time	No	Driver	Time	No	Driver	theoretical	Best	Pos
1	60	GLEW-FAGG	46.514	14	ANGERMAYR-KOFL	27.774	60	GLEW-FAGG	31.462	60	GLEW-FAGG	1:45.983	1:46.356	1
2	64	SILJEHAUG-VANDE	46.555	26	STIEVENART-AYAR	27.862	34	MEIJER-MARIONEC	31.616	10	HUTCHISON-MÓR	1:46.534	1:46.867	3
3	10	HUTCHISON-MÓR	46.734	71	MELONI-TRESOLDI	27.888	64	SILJEHAUG-VANDE	31.698	64	SILJEHAUG-VANDE	1:46.658	1:46.811	2
4	111	PIANA-UMBRADESC	47.047	10	HUTCHISON-MÓR	27.955	10	HUTCHISON-MÓR	31.845	14	ANGERMAYR-KOFL	1:47.064	1:47.064	4
5	14	ANGERMAYR-KOFL	47.273	60	GLEW-FAGG	28.007	26	STIEVENART-AYAR	31.931	34	MEIJER-MARIONEC	1:47.480	1:47.480	5
6	34	MEIJER-MARIONEC	47.331	111	PIANA-UMBRADESC	28.052	71	MELONI-TRESOLDI	31.980	26	STIEVENART-AYAR	1:47.490	1:47.490	6
7	62	MOORE-JONES	47.372	62	MOORE-JONES	28.248	222	LEUTWILER-VILARII	31.982	71	MELONI-TRESOLDI	1:47.525	1:47.525	7
8	8	KOEBOLT-VAN DER	47.391	74	KRAIHAMER-FREIBI	28.249	14	ANGERMAYR-KOFL	32.017	111	PIANA-UMBRADESC	1:47.642	1:47.642	8
9	222	LEUTWILER-VILARII	47.440	7	DEMAY-STANLEY	28.268	8	KOEBOLT-VAN DER	32.046	8	KOEBOLT-VAN DER	1:47.763	1:47.880	9
10	71	MELONI-TRESOLDI	47.657	8	KOEBOLT-VAN DER	28.326	62	MOORE-JONES	32.316	222	LEUTWILER-VILARII	1:47.835	1:48.383	10
11	26	STIEVENART-AYAR	47.697	4	FERTÉ-DEMOUSTIE	28.332	74	KRAIHAMER-FREIBI	32.472	62	MOORE-JONES	1:47.936	1:48.719	12
12	74	KRAIHAMER-FREIBI	47.902	22	KASPERLIK-VIEBAF	28.363	111	PIANA-UMBRADESC	32.543	74	KRAIHAMER-FREIBI	1:48.623	1:48.623	11
13	94	MÖRTL-ANTON	47.989	11	VLACHKOV I.	28.400	94	MÖRTL-ANTON	32.578	7	DEMAY-STANLEY	1:49.012	1:49.012	13
14	9	BRAAMS-HUISMAN	47.992	64	SILJEHAUG-VANDE	28.405	11	VLACHKOV I.	32.711	94	MÖRTL-ANTON	1:49.191	1:49.307	14
15	7	DEMAY-STANLEY	47.994	222	LEUTWILER-VILARII	28.413	65	GRAND-MOUREU	32.732	22	KASPERLIK-VIEBAF	1:49.355	1:49.686	16
16	77	DALL'ANTONIA-FAS	48.237	76	GHEZZI-MENGOZZI	28.448	22	KASPERLIK-VIEBAF	32.734	11	VLACHKOV I.	1:49.513	1:49.513	15
17	22	KASPERLIK-VIEBAF	48.258	55	RICKNAS-SODERHC	28.529	7	DEMAY-STANLEY	32.750	4	FERTÉ-DEMOUSTIE	1:49.582	1:50.013	19
18	11	VLACHKOV I.	48.402	34	MEIJER-MARIONEC	28.533	4	FERTÉ-DEMOUSTIE	32.770	76	GHEZZI-MENGOZZI	1:49.920	1:49.920	17
19	4	FERTÉ-DEMOUSTIE	48.480	77	DALL'ANTONIA-FAS	28.579	16	LABER-DANNER	32.887	9	BRAAMS-HUISMAN	1:49.937	1:50.031	20
20	76	GHEZZI-MENGOZZI	48.564	94	MÖRTL-ANTON	28.624	76	GHEZZI-MENGOZZI	32.908	65	GRAND-MOUREU	1:49.962	1:50.334	21
21	65	GRAND-MOUREU	48.588	65	GRAND-MOUREU	28.642	9	BRAAMS-HUISMAN	33.131	77	DALL'ANTONIA-FAS	1:49.965	1:49.965	18
22	16	LABER-DANNER	48.806	9	BRAAMS-HUISMAN	28.814	77	DALL'ANTONIA-FAS	33.149	16	LABER-DANNER	1:50.606	1:51.156	22
23	28	KREMER-SCHMIDT	49.253	16	LABER-DANNER	28.913	93	GOSTNER M.	33.386	55	RICKNAS-SODERHC	1:52.074	1:52.354	23
24	55	RICKNAS-SODERHC	49.645	33	PATTRICK-MEYRICI	29.130	54	MAZATIS-MACBETH	33.591	28	KREMER-SCHMIDT	1:52.096	1:52.396	24
25	93	GOSTNER M.	49.695	28	KREMER-SCHMIDT	29.249	28	KREMER-SCHMIDT	33.594	93	GOSTNER M.	1:52.624	1:52.624	25
26	54	MAZATIS-MACBETH	49.832	51	LARSEN-ROSEN	29.467	33	PATTRICK-MEYRICI	33.866	54	MAZATIS-MACBETH	1:52.943	1:54.056	28
27	112	LEFTEROV-JASPER	49.861	54	MAZATIS-MACBETH	29.520	55	RICKNAS-SODERHC	33.900	33	PATTRICK-MEYRICI	1:53.309	1:53.309	26
28	51	LARSEN-ROSEN	50.117	93	GOSTNER M.	29.543	112	LEFTEROV-JASPER	34.013	112	LEFTEROV-JASPER	1:53.860	1:53.860	27
29	33	PATTRICK-MEYRICI	50.313	75	CERATI-FONDI	29.883	24	WESTMAN-SLADEC	34.063	51	LARSEN-ROSEN	1:53.929	1:54.080	29
30	24	WESTMAN-SLADEC	50.764	112	LEFTEROV-JASPER	29.986	51	LARSEN-ROSEN	34.345	24	WESTMAN-SLADEC	1:54.902	1:56.062	30
31	75	CERATI-FONDI	52.149	24	WESTMAN-SLADEC	30.075	75	CERATI-FONDI	34.805	75	CERATI-FONDI	1:56.837	1:56.837	31
32	44	NIEDERHAUSER-WI	53.640	44	NIEDERHAUSER-WI	31.582	44	NIEDERHAUSER-WI	36.238	44	NIEDERHAUSER-WI	2:01.460	2:01.460	32
33	20	KOVAC F.	56.159	20	KOVAC F.	32.588	20	KOVAC F.	37.453	20	KOVAC F.	2:06.200	2:06.604	33

DTM Zandvoort

Zandvoort, length 4307 m

18. - 20.08.2017


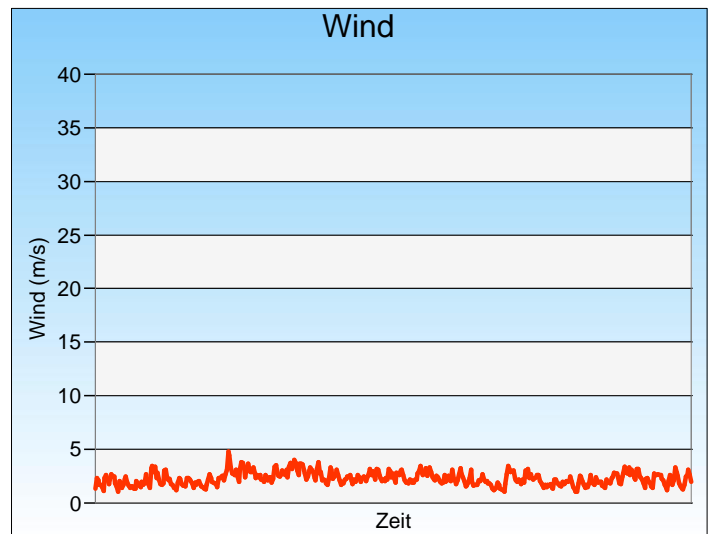
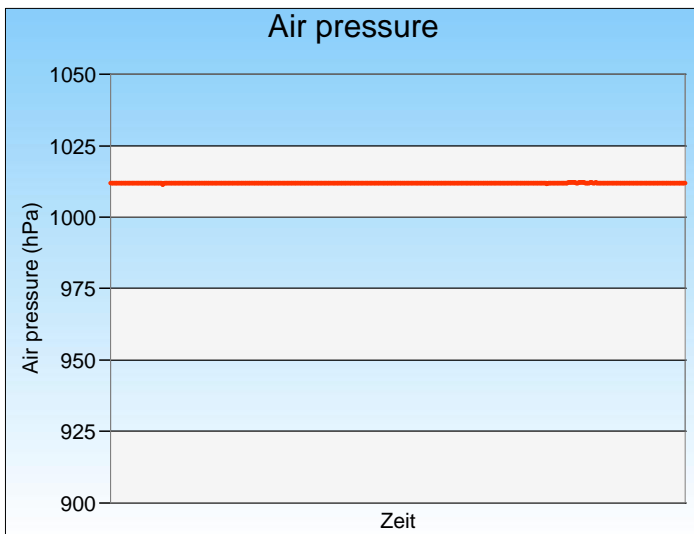
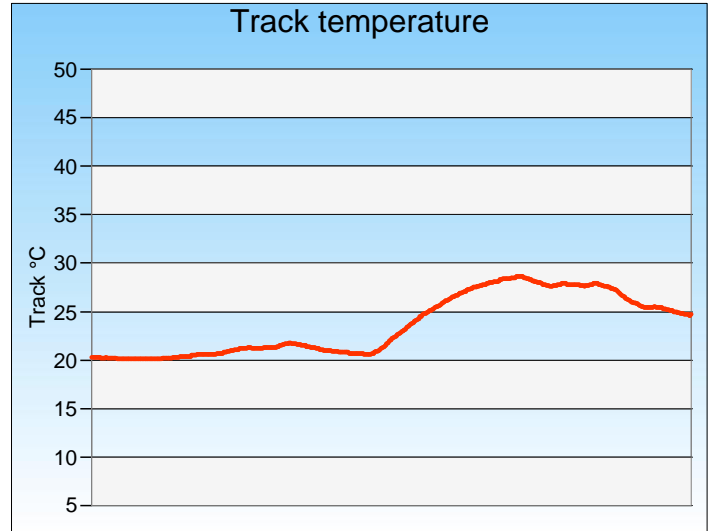
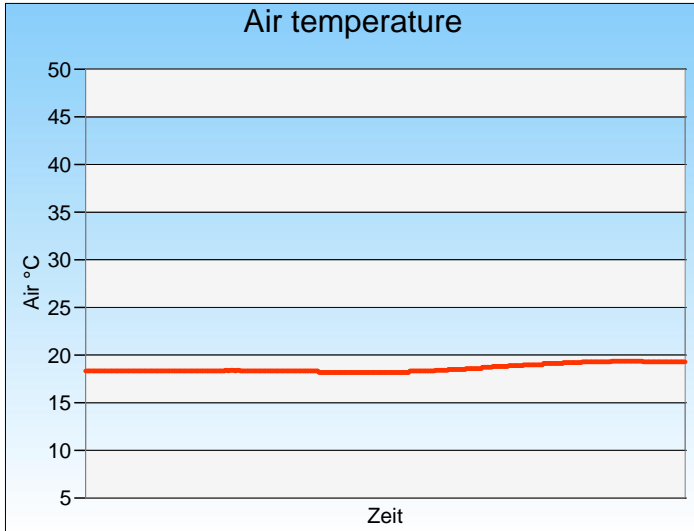
GT4 European Series Northern Cup



Weather qualifying session 2

-Reg.No.: 0301.17.217

19.08.2017, 12:40:00 - 12:55:00



Weather:

cloudy

