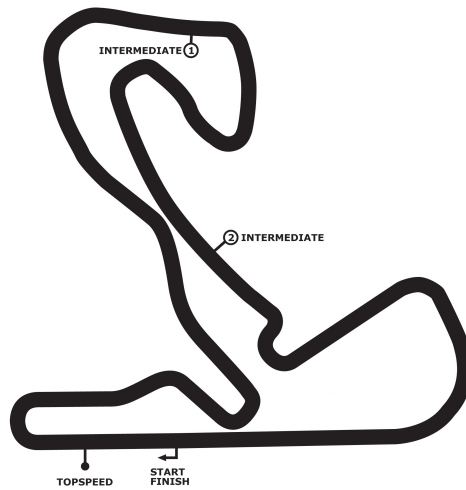




DTM Zandvoort

free practice 2



Zandvoort 4307 m

18. - 20.08.2017

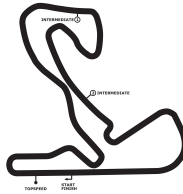


DTM Zandvoort

Zandvoort, length 4307 m

18. - 20.08.2017

GT4 European Series Northern Cup



Result free practice 2, 18.08.2017

-Reg.No.: 0301.17.217

Rk	No.	Cl	Driver	Nat.	Entrant	Car	laps	Besttime	GAP	km/h
1	60	SIL	Phil GLEW Charlie FAGG	GBR GBR	Ebor GT Motorsport	Maserati GranTurismo MC G1	24	1:47.005		144.902
2	10	SIL	Finlay HUTCHISON Csaba MÓR	GBR HUN	Equipe Verschuur	McLaren 570s GT4	24	1:47.564	00.559	144.149
3	26	PRO	Nyls STIEVENART Soheil AYARI	FRA FRA	CMR	Ginetta G55 GT4	9	1:47.797	00.792	143.837
4	74	SIL	Laura KRAIHAMER Cedric FREIBURGHaus	AUT CHE	RYS Team True Racing	KTM X-Bow GT4	26	1:47.810	00.805	143.820
5	14	SIL	Eike ANGERMAYR Reinhard KOFLER	AUT AUT	RYS Team KTM	KTM X-Bow GT4	26	1:48.027	01.022	143.531
6	62	SIL	William MOORE Matt Nicoll JONES	GBR GBR	Academy Motorsport	Aston Martin Vantage GT4	24	1:48.174	01.169	143.336
7	34	SIL	Willem MEIJER Lennart MARIONECK	NLD DEU	RYS Team Kiska	KTM X-Bow GT4	25	1:48.198	01.193	143.304
8	9	PRO	Luc BRAAMS Duncan HUISMAN	NLD NLD	Las Moras Racing	McLaren 570s GT4	25	1:48.209	01.204	143.289
9	64	SIL	Mads SILJEHAUG Jamie VANDENBALCK	NOR BEL	RYS Team InterNetX	KTM X-Bow GT4	26	1:48.272	01.267	143.206
10	111	PRO	Gabriele PIANA Razvan UMBRADESCU	ITA ROU	RN Vision STS	Porsche Cayman CS MR GT4	23	1:48.471	01.466	142.943
11	33	PRO	Stephen PATTRICK Andrew James MEYRICK	GBR GBR	Bullitt Racing	McLaren 570s GT4	24	1:48.605	01.600	142.767
12	54	PRO	Benjamin MAZATIS August MACBETH	DEU USA	RYS Team Pankl	KTM X-Bow GT4	24	1:48.650	01.645	142.708
13	8	SIL	Max KOEBOLT Ricardo VAN DER ENDE	NLD NLD	Ekris Motorsport	EKRIS M4 GT4	24	1:48.659	01.654	142.696
14	94	AM	Achim MÖRTL Eduard ANTON	AUT ROU	RYS Team Schönramer / Racecom	KTM X-Bow GT4	26	1:48.998	01.993	142.252
15	24	SIL	Emil WESTMAN Samuel SLADECKA	FIN SVK	RYS Team Holinger	KTM X-Bow GT4	24	1:49.023	02.018	142.220
16	222	PRO	Nicolas LEUTWILER Ander VILARINO	CHE ESP	TFT Racing	Porsche Cayman CS MR GT4	22	1:49.088	02.083	142.135
17	4	PRO	Alain FERTÉ Grégoire DEMOUSTIER	FRA FRA	Energy by ART	Porsche Cayman CS MR GT4	21	1:49.396	02.391	141.735
18	22	PRO	Jan KASPERLIK Jörg VIEBAHN	DEU DEU	Allied-Racing	Porsche Cayman CS MR GT4	25	1:49.426	02.421	141.696
19	77	AM	Romy DALL'ANTONIA Giuseppe FASCICOLO	ITA ITA	Scuderia Villorba Corse	Maserati GranTurismo MC G1	27	1:49.547	02.542	141.539
20	7	SIL	Jérôme DEMAY Micah STANLEY	FRA MCO	Street Art Racing	Aston Martin Vantage GT4	24	1:49.733	02.728	141.299
21	16	PRO	Bernhard LABER Christian DANNER	DEU DEU	Momo Megatron Team Patrax	Porsche Cayman CS MR GT4	25	1:49.971	02.966	140.994
22	51	AM	Peter LARSEN Johan ROSEN	DNK SWE	Primus Racing	Ginetta G55 GT4	20	1:50.130	03.125	140.790

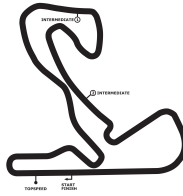


DTM Zandvoort

Zandvoort, length 4307 m

18. - 20.08.2017

GT4 European Series Northern Cup



Result free practice 2, 18.08.2017

-Reg.No.: 0301.17.217

Rk	No.	Cl	Driver	Nat.	Entrant	Car	laps	Besttime	GAP	km/h
23	76	AM	Giuseppe GHEZZI Manuele MENGOZZI	ITA ITA	Autorlando Sport	Porsche 911(997) GT4	25	1:50.220	03.215	140.675
24	71	SIL	Paolo MELONI Massimiliano TRESOLDI	ITA ITA	Scuderia Villorba Corse	Maserati GranTurismo MC G1	25	1:50.238	03.233	140.652
25	65	AM	Alain GRAND Didier MOUREU	FRA FRA	CMR	Ginetta G55 GT4	24	1:50.414	03.409	140.428
26	44	SIL	Marylin NIEDERHAUSER Naomi SCHIFF	CHE ZAF	RYS Team WP	KTM X-Bow GT4	24	1:51.549	04.544	138.999
27	93	AM	Manuela GOSTNER	ITA	Scuderia Villorba Corse	Maserati GranTurismo MC G1	26	1:51.688	04.683	138.826
28	11	AM	Ivan VLACHKOV	BGR	Sofia Car Motorsport	Sin Cars Sin R1 GT4	26	1:51.698	04.693	138.814
29	28	AM	Freddy KREMER Detlef SCHMIDT	DEU DEU	Allied-Racing	Porsche Cayman CS MR GT4	27	1:52.165	05.160	138.236
30	55	AM	Hakan RICKNAS Marcus SODERHOLM	SWE SWE	Ricknaes Motorsport	Porsche Cayman CS MR GT4	21	1:56.889	09.884	132.649
31	75	AM	Dario CERATI Maurizio FONDI	ITA ITA	Autorlando Sport	Porsche 911(997) GT4	24	1:57.136	10.131	132.369
	20	AM	Franjo KOVAC Cora SCHUMACHER	HRV DEU	Besagroup Racing Team	Porsche Cayman CS MR GT4	0	00.000		0.000

Issued:

Race Director

Timekeeper:

subject to final scrutineering

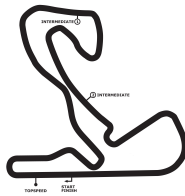


DTM Zandvoort

Zandvoort, length 4307 m

18. - 20.08.2017

GT4 European Series Northern Cup



Lap by Lap free practice 2, 18.08.2017

-Reg.No.: 0301.17.217

4 Alain FERTÉ , Porsche Cayman CS MR GT4 PRO / FRA															
1	2:53.348	2	2:15.772	pit	2:24.410	4	6:05.874	5	2:16.978	pit	2:22.073	pit	5:43.747	8	2:15.526
9	2:16.611	pit	2:11.793	11	6:20.868	pit	2:40.153	13	2:02.151	14	1:49.396	pit	2:00.595	16	4:32.083
17	1:57.609	18	1:51.390	19	2:37.247	20	3:30.063	21	2:05.332						

7 Jérôme DEMAY , Aston Martin Vantage GT4 SIL / FRA															
1	2:16.739	2	1:59.041	3	1:56.640	4	1:52.804	5	1:51.668	6	1:49.733	pit	2:09.397	8	7:44.443
9	2:13.178	10	1:52.293	11	1:50.610	pit	2:10.253	13	6:42.377	14	2:50.441	15	1:56.392	16	1:55.845
17	1:53.095	18	1:53.360	19	1:51.276	20	1:50.647	21	1:51.194	22	1:53.591	23	3:07.279	24	2:58.365

8 Max KOEBOLT , EKRISS M4 GT4 SIL / NLD															
1	3:30.231	2	1:53.302	3	1:50.084	4	1:52.408	5	1:49.230	6	1:49.148	7	1:48.659	8	1:49.733
9	1:50.694	pit	3:26.991	11	4:04.200	12	1:49.938	13	1:53.821	14	1:49.748	pit	3:32.732	16	5:25.645
17	1:49.665	18	1:49.153	19	1:49.588	20	1:49.887	21	1:50.634	pit	2:00.129	23	3:06.369	pit	3:29.840

9 Luc BRAAMS , McLaren 570s GT4 PRO / NLD															
1	2:20.976	2	2:03.019	3	1:58.760	4	1:53.202	5	1:52.529	6	1:53.450	pit	2:09.934	8	4:40.486
9	3:18.563	10	1:56.402	11	1:51.561	12	1:51.444	13	1:50.715	pit	2:04.896	15	5:16.906	16	2:27.931
17	1:48.368	18	1:52.869	19	1:49.369	20	1:48.209	pit	2:00.830	22	4:52.487	23	2:33.057	24	3:20.585
25	1:49.916														

10 Finlay HUTCHISON , McLaren 570s GT4 SIL / GBR															
1	2:10.717	2	1:49.921	3	1:48.371	4	1:48.166	5	1:49.461	6	1:49.739	7	1:47.564	8	1:48.029
9	1:48.012	10	2:08.218	11	3:22.701	12	1:52.968	13	1:48.221	14	1:47.670	pit	2:02.623	16	8:28.388
17	2:01.001	18	1:49.700	19	1:47.999	pit	2:01.227	21	4:02.551	22	1:48.487	23	1:49.123	pit	2:11.396

11 Ivan VLACHKOV , Sin Cars Sin R1 GT4 AM / BGR															
1	2:57.234	2	1:56.219	3	1:54.912	4	1:53.824	5	1:54.149	6	1:52.765	7	1:52.858	8	1:51.698
9	1:52.940	pit	3:28.339	11	2:31.095	12	1:55.373	13	1:52.599	14	1:52.688	15	2:04.478	16	3:40.086
17	3:19.366	18	1:55.597	19	1:52.879	20	1:57.546	21	1:52.057	22	1:52.121	23	1:57.437	pit	2:13.590
25	4:34.999	pit	3:40.859												

14 Eike ANGERMAYR , KTM X-Bow GT4 SIL / AUT															
1	2:23.442	2	1:56.427	3	1:53.346	4	1:58.867	5	1:48.395	6	1:48.825	7	1:55.987	8	1:48.636
9	1:48.027	pit	2:57.888	11	3:22.250	12	1:49.804	13	1:50.099	14	1:49.004	15	1:48.885	16	3:04.685
pit	3:37.359	18	4:22.415	pit	2:00.631	20	3:20.972	21	1:56.956	22	1:49.037	23	1:52.195	24	1:56.208
pit	3:33.952	26	3:17.815												

16 Bernhard LABER , Porsche Cayman CS MR GT4 PRO / DEU															
1	2:53.278	2	2:00.026	3	1:56.795	4	1:54.546	5	1:54.961	6	1:52.898	7	1:52.016	pit	2:03.764
9	6:26.816	10	1:52.750	11	1:52.466	12	1:51.662	13	1:51.804	pit	2:34.772	15	6:30.240	16	1:51.144
17	1:53.444	18	2:04.169	19	1:53.828	20	1:52.033	21	1:51.950	22	1:50.840	23	1:49.971	24	3:24.044
25	2:45.554														

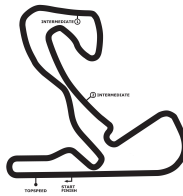
22 Jan KASPERLIK , Porsche Cayman CS MR GT4 PRO / DEU															
1	2:27.195	2	2:15.491	3	2:00.556	4	1:50.943	5	1:50.764	pit	1:59.529	7	3:36.364	8	1:50.440
9	2:57.334	10	2:33.926	11	1:49.426	12	1:49.435	13	1:50.617	14	1:49.675	pit	2:45.611	16	9:21.986
17	1:51.441	18	1:51.052	19	1:51.657	20	1:53.250	21	1:51.510	22	1:50.379	23	2:37.385	24	3:11.211
25	1:50.206														

DTM Zandvoort

Zandvoort, length 4307 m

18. - 20.08.2017

GT4 European Series Northern Cup



Lap by Lap free practice 2, 18.08.2017

-Reg.No.: 0301.17.217

24 Emil WESTMAN , KTM X-Bow GT4 SIL / FIN															
pit	3:18.133	2	5:02.037	3	1:50.681	4	1:51.485	5	1:50.150	6	1:49.927	7	1:49.023	pit	2:57.971
9	3:49.889	10	1:50.750	11	1:49.490	12	1:51.217	pit	2:16.490	14	7:36.183	15	1:49.647	16	1:50.155
17	1:49.474	pit	2:03.208	19	3:15.487	20	1:52.973	21	1:49.362	22	2:59.021	23	3:09.018	pit	2:05.852

26 Nyls STIEVENART , Ginetta G55 GT4 PRO / FRA															
1	2:21.822	2	1:50.784	3	1:47.797	4	1:49.283	5	1:48.830	6	1:48.176	7	1:50.672	pit	1:59.799
pit	8:06.479														

28 Freddy KREMER , Porsche Cayman CS MR GT4 AM / DEU															
1	2:31.281	2	2:03.129	3	1:56.203	4	1:58.174	5	1:57.330	6	1:57.665	7	1:54.880	8	1:54.229
9	1:55.041	pit	3:29.109	11	3:06.319	12	1:54.665	13	1:53.580	14	1:53.985	pit	2:41.673	16	5:09.868
17	1:57.456	18	1:55.003	19	1:56.727	20	1:54.224	21	1:52.769	22	1:54.184	23	1:52.165	24	1:52.729
25	2:30.866	26	3:28.036	27	1:57.466										

33 Stephen PATTRICK , McLaren 570s GT4 PRO / GBR															
1	2:22.030	2	1:51.656	3	1:49.378	4	1:48.692	5	1:48.661	pit	2:02.302	7	7:57.153	8	3:03.731
9	1:48.605	pit	1:59.575	11	3:59.670	12	2:31.046	13	3:36.455	14	2:41.486	15	1:56.187	16	1:56.240
17	1:57.058	18	1:51.543	19	2:28.931	20	1:52.388	21	1:51.293	22	2:08.143	23	3:17.932	24	2:20.466

34 Willem MEIJER , KTM X-Bow GT4 SIL / NLD															
1	3:22.666	2	1:54.802	3	1:51.515	4	1:50.824	5	1:48.234	pit	1:58.852	7	3:59.174	8	2:08.496
pit	3:26.463	10	4:12.970	11	1:48.745	12	1:54.747	13	2:28.562	14	3:33.127	15	2:47.785	16	1:49.834
17	1:49.071	18	1:48.198	19	1:49.122	20	1:48.621	pit	1:58.675	22	3:26.830	23	2:24.480	24	3:27.625
25	1:57.407														

44 Marylin NIEDERHAUSER , KTM X-Bow GT4 SIL / CHE															
pit	4:02.707	2	5:13.797	3	2:05.727	4	2:00.839	5	1:57.583	6	1:56.797	7	2:46.699	8	2:55.569
9	1:58.057	10	1:57.137	11	2:03.326	12	1:57.065	pit	3:08.884	14	5:46.246	15	1:54.744	16	1:52.367
17	1:51.549	18	1:51.650	19	2:00.512	20	1:55.838	21	1:52.925	22	2:03.132	23	3:25.518	24	2:21.549

51 Peter LARSEN , Ginetta G55 GT4 AM / DNK															
1	3:11.154	2	1:52.512	3	1:50.130	4	1:51.251	5	1:56.947	pit	2:02.402	7	4:56.501	pit	2:55.325
9	4:24.069	10	1:55.030	11	1:56.769	12	1:53.508	pit	2:50.431	14	7:01.812	15	1:53.048	16	1:52.761
17	1:54.318	18	1:53.745	19	1:52.635	pit	2:30.165								

54 Benjamin MAZATIS , KTM X-Bow GT4 PRO / DEU															
1	3:05.827	2	1:54.110	3	1:50.295	4	1:50.513	5	1:49.511	pit	2:00.513	7	4:30.234	8	2:25.459
9	3:01.013	10	1:49.548	11	1:48.650	12	1:49.573	13	1:49.634	pit	2:03.317	15	6:25.936	16	2:03.751
17	1:54.555	18	1:49.997	19	1:49.508	20	1:49.189	21	1:49.570	22	1:54.373	23	1:52.563	pit	8:35.802

55 Hakan RICKNAS , Porsche Cayman CS MR GT4 AM / SWE															
1	3:29.255	2	2:04.325	3	2:02.468	4	2:02.670	pit	2:15.196	6	6:24.456	7	3:20.515	pit	2:31.763
9	2:30.795	10	1:57.021	11	1:57.968	pit	2:38.693	13	8:00.432	14	2:09.653	15	1:56.889	16	1:57.783
17	2:05.067	18	1:57.718	pit	2:08.894	20	5:45.740	21	2:08.718						

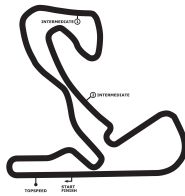
60 Phil GLEW , Maserati GranTurismo MC GT4 SIL / GBR															
1	3:06.531	2	1:51.028	3	1:51.256	4	1:47.005	pit	2:03.351	6	5:11.561	7	1:47.311	pit	2:55.319
9	6:14.199	10	1:49.278	11	1:50.335	12	2:31.765	13	3:32.432	14	2:45.709	15	1:54.997	16	1:48.060
17	1:47.721	18	1:47.469	19	1:48.175	20	1:48.667	21	1:51.019	pit	2:02.162	23	5:01.853	pit	2:22.379

DTM Zandvoort

Zandvoort, length 4307 m

18. - 20.08.2017

GT4 European Series Northern Cup



Lap by Lap free practice 2, 18.08.2017

-Reg.No.: 0301.17.217

62 William MOORE , Aston Martin Vantage GT4 SIL / GBR															
1	3:27.077	2	1:49.482	3	1:50.408	4	1:49.337	5	1:50.699	6	1:48.761	7	1:54.674	8	1:49.439
pit	2:04.793	10	4:23.975	11	1:49.607	12	1:49.583	13	1:52.200	14	1:49.333	pit	2:39.663	16	6:04.434
17	1:50.790	18	1:48.174	19	1:51.813	pit	2:00.950	21	3:31.116	22	1:49.031	23	1:48.351	pit	2:31.021

64 Mads SILJEHAUG , KTM X-Bow GT4 SIL / NOR															
1	2:23.418	2	1:53.043	3	1:53.093	4	1:48.516	pit	1:56.840	6	3:59.907	7	1:48.854	8	1:49.016
9	2:54.652	10	2:45.320	11	1:48.705	12	1:49.392	13	1:48.272	pit	1:58.838	15	5:02.960	16	3:07.994
17	1:49.154	18	1:48.350	19	2:03.862	20	1:54.736	21	1:49.390	22	1:51.638	23	1:50.693	24	1:52.202
25	2:28.809	pit	3:31.121												

65 Alain GRAND , Ginetta G55 GT4 AM / FRA															
1	2:48.891	2	1:55.601	3	1:53.539	4	1:52.862	5	1:55.260	6	1:53.339	7	1:52.560	8	1:52.336
9	1:51.437	10	2:54.235	11	2:35.950	12	1:51.030	13	1:51.724	pit	2:13.995	15	5:43.477	16	3:27.377
17	1:53.082	18	1:51.232	19	1:50.414	20	1:51.653	21	1:50.781	pit	2:15.823	23	4:22.381	pit	3:13.700

71 Paolo MELONI , Maserati GranTurismo MC GT4 SIL / ITA															
1	3:02.745	2	2:02.832	3	1:53.064	4	1:51.626	5	1:51.012	6	1:59.047	7	1:51.430	8	1:54.455
9	1:51.861	pit	3:26.717	11	6:27.449	12	1:54.721	13	2:26.233	14	3:41.413	15	2:57.521	16	1:58.538
17	1:54.224	18	1:51.397	19	1:50.920	20	1:51.112	21	1:50.238	22	2:01.890	23	2:02.635	24	3:23.378
pit	3:22.205														

74 Laura KRAHAMER , KTM X-Bow GT4 SIL / AUT															
1	2:31.495	2	1:54.558	3	1:53.287	4	1:51.171	5	1:51.343	6	1:50.289	7	1:50.031	8	1:49.656
9	1:49.609	pit	2:47.022	11	4:00.165	12	1:51.122	13	1:50.915	14	1:55.409	pit	2:08.251	16	7:37.926
17	1:49.733	18	1:51.700	19	1:53.822	20	1:48.621	21	1:48.242	22	1:47.810	23	1:54.873	24	1:47.988
pit	3:02.637	26	3:15.605												

75 Dario CERATI , Porsche 911(997) GT4 AM / ITA															
1	3:10.739	2	1:59.653	3	1:58.317	4	2:00.728	5	1:59.472	6	1:58.642	7	1:59.157	pit	2:23.324
pit	4:48.119	10	4:03.441	11	1:58.348	12	1:57.242	13	2:33.359	14	3:34.177	15	2:48.474	16	2:01.325
17	1:57.136	pit	2:08.852	19	3:49.972	20	1:58.555	21	2:01.373	22	2:18.680	23	3:36.362	24	2:25.744

76 Giuseppe GHEZZI , Porsche 911(997) GT4 AM / ITA															
1	2:46.437	2	1:53.316	3	1:51.429	4	1:55.141	5	1:52.019	6	1:50.556	pit	2:14.814	8	3:55.205
9	3:20.803	10	2:09.932	11	1:51.465	12	1:51.298	13	1:52.488	14	1:50.969	pit	3:10.021	16	4:58.124
17	1:53.122	18	2:02.051	19	1:51.197	pit	2:03.722	21	3:38.291	22	1:51.487	23	1:50.220	24	3:25.245
25	2:57.150														

77 Romy DALL'ANTONIA , Maserati GranTurismo MC GT4 AM / ITA															
1	2:45.088	2	1:57.105	3	1:52.241	4	1:53.146	5	1:52.033	6	1:50.401	7	1:52.182	8	1:50.015
9	1:49.597	10	2:47.161	11	2:47.882	12	1:50.963	13	1:51.207	14	1:53.591	15	1:53.052	pit	2:44.465
17	5:00.062	18	1:53.745	19	1:50.703	20	1:50.288	21	1:49.764	22	1:49.872	23	1:49.547	24	1:59.092
25	1:52.173	26	2:09.233	pit	3:46.075										

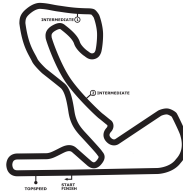
93 Manuela GOSTNER , Maserati GranTurismo MC GT4 AM / ITA															
1	2:59.573	2	1:55.826	3	1:55.724	4	1:53.624	5	1:53.663	6	1:52.982	7	1:52.206	8	1:52.349
pit	2:17.839	10	6:31.225	11	1:55.796	12	1:57.753	13	2:03.343	14	3:09.369	15	3:36.860	16	2:13.926
17	1:53.343	18	1:52.325	19	1:52.219	20	1:51.688	21	1:56.987	22	1:53.955	23	1:53.127	24	2:12.000

DTM Zandvoort

Zandvoort, length 4307 m

18. - 20.08.2017

GT4 European Series Northern Cup



Lap by Lap free practice 2, 18.08.2017

-Reg.No.: 0301.17.217

25	3:37.001	pit	2:52.701												
----	----------	-----	----------	--	--	--	--	--	--	--	--	--	--	--	--

94 Achim MÖRTL , KTM X-Bow GT4 AM / AUT															
1	2:30.510	2	1:56.593	3	1:56.373	4	1:52.947	pit	2:03.956	6	3:46.006	7	1:50.419	8	1:49.569
9	2:45.165	10	2:43.627	11	1:49.672	12	1:50.943	pit	2:04.052	14	5:20.438	15	3:43.365	16	2:04.989
17	1:52.747	18	1:52.133	19	1:50.993	20	1:50.845	21	1:50.843	22	1:51.100	23	1:49.849	24	1:48.998
25	3:14.024	26	2:40.439												

111 Gabriele PIANA , Porsche Cayman CS MR GT4 PRO / ITA															
1	2:06.010	2	1:51.243	3	1:48.471	4	1:49.157	5	1:49.148	pit	2:05.647	7	2:47.503	8	1:48.768
pit	1:59.799	10	6:31.219	11	1:53.103	12	1:50.216	13	2:01.108	pit	2:34.727	15	6:49.179	16	1:51.528
17	1:50.239	18	1:52.338	19	1:49.870	20	1:49.745	pit	2:19.050	22	6:52.847	23	2:39.048		


222 Nicolas LEUTWILER , Porsche Cayman CS MR GT4 PRO / CHE															
1	2:37.026	2	1:50.171	3	1:49.285	4	1:49.088	5	1:49.647	pit	2:04.520	7	4:44.385	pit	2:17.869
9	5:11.733	10	1:51.613	11	1:49.598	12	1:55.317	pit	6:56.285	14	6:59.246	15	1:49.915	16	1:49.801
17	1:56.238	18	1:49.668	19	1:51.207	20	1:49.407	21	3:10.256	22	2:54.367				

DTM Zandvoort

Zandvoort, length 4307 m

18. - 20.08.2017

GT4 European Series Northern Cup



Lap Analysis free practice 2, 18.08.2017

-Reg.No.: 0301.17.217

4 Alain FERTÉ / Grégoire DEMOUSTIER , Porsche Cayman CS MR GT4, PRO theoretical besttime: 1:49.273

Lap	D	Time	S1	V1	S2	V2	S3	V3	Vmax	Lap	D	Time	S1	V1	S2	V2	S3	V3	Vmax
1	1	2:53.348								12	1	2:40.153	1:26.081	159	29.380	192			80
2	1	2:15.772								13	1	2:02.151	1:00.605	175	28.568	192	32.978	216	
3	1	2:24.410								14	1	1:49.396	47.858	176	28.691	191	32.847	217	231
4	1	6:05.874								15	1	2:00.595	48.354	175	28.972	181			228
5	1	2:16.978								16	1	4:32.083	3:28.655	167	29.283	187	34.145	214	
6	1	2:22.073								17	1	1:57.609	53.257	150	31.054	184	33.298	217	222
7	1	5:43.747	4:28.524	128	30.388	190				18	1	1:51.390	49.276	173	28.730	189	33.384	217	214
8	1	2:15.526	1:08.887	170	29.082	190	37.557	113		19	1	2:37.247	49.241	169	47.186	71	1:00.820	75	226
9	1	2:16.611	56.938	147	33.728	174	45.945	91	113	20	1	3:30.063	1:33.448	76	48.162	77	1:08.453	87	75
10	1	2:11.793	57.448	166	29.553	150			89	21	1	2:05.332	1:02.650	172	28.912	190		215	88
11	1	6:20.868	4:32.248	80	46.248	74	1:02.372	80											

7 Jérôme DEMAY / Micah STANLEY , Aston Martin Vantage GT4, SIL theoretical besttime: 1:49.639

Lap	D	Time	S1	V1	S2	V2	S3	V3	Vmax	Lap	D	Time	S1	V1	S2	V2	S3	V3	Vmax
1	1	2:16.739		160	31.179	188	36.619	209		13	1	6:42.377	4:44.164	41	53.056	75	1:05.157	79	
2	1	1:59.041	53.639	166	31.425	191	33.977	213	202	14	1	2:50.441	1:36.807	72	35.957	181	37.677	215	76
3	1	1:56.640	53.446	163	29.330	193	33.864	215	205	15	1	1:56.392	51.003	161	30.726	189	34.663	218	215
4	1	1:52.804	49.907	174	29.202	194	33.695	216	217	16	1	1:55.845	51.209	170	29.683	187	34.953	220	207
5	1	1:51.668	50.077	175	28.663	195	32.928	220	229	17	1	1:53.095	49.927	172	29.228	190	33.940	218	227
6	1	1:49.733	48.120	176	28.655	195	32.958	218	229	18	1	1:53.360	49.580	172	30.332	193	33.448	219	210
7	1	2:09.397	51.582	168	30.982	152			233	19	1	1:51.276	48.975	174	28.950	195	33.351	218	223
8	1	7:44.443	5:54.055	142	46.966	76	1:03.422	86		20	1	1:50.647	48.666	175	28.917	195	33.064	218	227
9	1	2:13.178	1:08.554	156	30.746	194	33.878	216	76	21	1	1:51.194	48.956	175	28.782	195	33.456	219	215
10	1	1:52.293	49.596	173	29.112	194	33.585	221	229	22	1	1:53.591	51.542	175	28.988	196	33.061	219	196
11	1	1:50.610	49.018	174	28.591	195	33.001	221	222	23	1	3:07.279	1:13.026	84	49.287	80	1:04.966	72	230
12	1	2:10.253	53.612	131	30.391	184			236	24	1	2:58.365	1:45.603	75	36.427	185	36.335	204	66

8 Max KOEBOLT / Ricardo VAN DER ENDE , EKRI M4 GT4, SIL theoretical besttime: 1:47.706

Lap	D	Time	S1	V1	S2	V2	S3	V3	Vmax	Lap	D	Time	S1	V1	S2	V2	S3	V3	Vmax
1	1	3:30.231		163	29.753	191	33.860	219		13	1	1:53.821	47.295	177	28.476	193	38.050	225	237
2	1	1:53.302	51.614	175	28.772	194	32.916	221	205	14	1	1:49.748	47.127	178	28.273	194	34.348	225	237
3	1	1:50.084	48.529	176	28.716	193	32.839	222	234	15	1	3:32.732	1:20.569	65	54.086	67			236
4	1	1:52.408	48.666	163	30.942	194	32.800	222	231	16	1	5:25.645	4:23.951	163	28.773	195	32.921	223	
5	1	1:49.230	48.151	177	28.516	194	32.563	223	234	17	1	1:49.665	48.778	176	28.551	195	32.336	224	229
6	1	1:49.148	48.094	178	28.452	195	32.602	224	235	18	1	1:49.153	47.797	174	28.501	196	32.855	224	237
7	1	1:48.659	47.828	177	28.446	196	32.385	225	234	19	1	1:49.588	47.915	178	28.779	195	32.894	223	236
8	1	1:49.733	48.604	176	28.656	193	32.473	224	234	20	1	1:49.887	48.157	179	28.531	195	33.199	225	228
9	1	1:50.694	48.414	177	29.600	187	32.680	222	236	21	1	1:50.634	48.704	173	29.483	194	32.447	225	235
10	1	3:26.991	1:24.882	76	49.554	73			196	22	1	2:00.129	47.928	180	28.437	195			234
11	1	4:04.200	3:00.830	174	29.150	192	34.220	222		23	1	3:06.369	2:04.933	174	29.039	194	32.397	223	
12	1	1:49.938	47.263	179	28.243	195	34.432	224	232	24	1	3:29.840	1:19.535	77	55.010	68			230

9 Luc BRAAMS / Duncan HUISMAN , McLaren 570s GT4, PRO theoretical besttime: 1:47.783

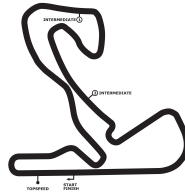
Lap	D	Time	S1	V1	S2	V2	S3	V3	Vmax	Lap	D	Time	S1	V1	S2	V2	S3	V3	Vmax
1	1	2:20.976		150	31.934	181	37.553	209		14	1	2:04.896	48.631	174	29.591	192			232
2	1	2:03.019	56.910	164	30.479	189	35.630	212	223	15	1	5:16.906	3:21.798	58	52.287	72	1:02.821	74	
3	1	1:58.760	50.900	170	31.548	173	36.312	214	224	16	1	2:27.931	1:25.544	146	29.288	189	33.099	221	74
4	1	1:53.202	50.153	171	29.246	191	33.803	215	222	17	1	1:48.368	47.261	176	28.469	194	32.638	221	234
5	1	1:52.529	49.480	173	29.334	189	33.715	217	225	18	1	1:52.869	50.160	177	28.861	193	33.848	217	233
6	1	1:53.450	49.437	174	29.821	184	34.192	215	228	19	1	1:49.369	48.433	176	28.451	192	32.485	220	214
7	1	2:09.934	51.586	162	31.634	177			229	20	1	1:48.209	47.687	173	28.329	193	32.193	222	233
8	1	4:40.486	3:13.429	157	32.036	175	55.021	78		21	1	2:00.830	47.879	172	29.013	182			236
9	1	3:18.563	1:34.145	105	48.175	71	56.243	146	73	22	1	4:52.487	3:48.965	178	29.112	175	34.410	218	
10	1	1:56.402	53.511	171	29.291	186	33.600	219	167	23	1	2:33.057	49.607	159	40.649	72	1:02.801	78	233
11	1	1:51.561	49.299	173	28.986	191	33.276	217	225	24	1	3:20.585	1:35.170	75	49.534	75	55.881	182	73
12	1	1:51.444	48.558	174	29.395	191	33.491	217	228	25	1	1:49.916	47.801	177	28.656	192	33.459	152	205
13	1	1:50.715	48.522	178	29.053	192	33.140	219	231										

DTM Zandvoort

Zandvoort, length 4307 m

18. - 20.08.2017

GT4 European Series Northern Cup



-Reg.No.: 0301.17.217

Lap Analysis free practice 2, 18.08.2017

10 Finlay HUTCHISON / Csaba MÓR , McLaren 570s GT4, SIL										theoretical besttime: 1:47.052									
Lap	D	Time	S1	V1	S2	V2	S3	V3	Vmax	Lap	D	Time	S1	V1	S2	V2	S3	V3	Vmax
1	1	2:10.717		162	29.824	191	35.125	215		13	1	1:48.221	47.637	175	28.307	197	32.277	225	235
2	1	1:49.921	48.863	175	28.142	197	32.916	224	226	14	1	1:47.670	46.965	179	28.322	197	32.383	225	238
3	1	1:48.371	47.595	176	28.309	196	32.467	225	235	15	1	2:02.623	50.092	169	28.506	197			236
4	1	1:48.166	47.739	179	28.045	198	32.382	225	237	16	1	8:28.388	6:33.050	61	50.705	71	1:04.633	66	
5	1	1:49.461	48.638	179	28.357	196	32.466	225	235	17	1	2:01.001	58.362	158	29.461	193	33.178	224	95
6	1	1:49.739	47.760	164	28.818	195	33.161	225	238	18	1	1:49.700	48.004	168	28.645	196	33.051	226	237
7	1	1:47.564	46.872	179	28.516	193	32.176	223	238	19	1	1:47.999	47.306	182	28.387	197	32.306	225	235
8	1	1:48.029	47.580	179	28.314	197	32.135	225	236	20	1	2:01.227	49.060	173	28.666	189			238
9	1	1:48.012	47.462	179	28.290	197	32.260	225	236	21	1	4:02.551	2:59.100	171	30.563	179	32.888	219	
10	1	2:08.218	47.320	181	28.643	195	52.255	69	237	22	1	1:48.487	47.636	176	28.529	195	32.322	226	234
11	1	3:22.701	1:36.457	85	48.682	76	57.562	146	64	23	1	1:49.123	47.963	173	28.685	196	32.475	226	239
12	1	1:52.968	49.941	166	30.602	188	32.425	225	186	24	1	2:11.396	47.342	176	28.482	195			237

11 Ivan VLACHKOV , Sin Cars Sin R1 GT4, AM										theoretical besttime: 1:51.178									
Lap	D	Time	S1	V1	S2	V2	S3	V3	Vmax	Lap	D	Time	S1	V1	S2	V2	S3	V3	Vmax
1	1	2:57.234		138	32.107	173	35.828	209		14	1	1:52.688	49.565	161	29.758	189	33.365	216	226
2	1	1:56.219	51.531	160	30.001	188	34.687	209	204	15	1	2:04.478	50.247	169	29.092	190	45.139	82	202
3	1	1:54.912	51.749	170	29.168	188	33.995	210	204	16	1	3:40.086	1:41.568	54	52.001	69	1:06.517	70	80
4	1	1:53.824	50.214	168	30.143	167	33.467	215	223	17	1	3:19.366	1:40.236	63	59.554	71	39.576	209	69
5	1	1:54.149	50.864	166	29.489	188	33.796	214	225	18	1	1:55.597	50.800	157	31.002	182	33.795	216	201
6	1	1:52.765	50.054	171	29.176	189	33.535	216	223	19	1	1:52.879	49.839	162	29.203	190	33.837	215	225
7	1	1:52.858	49.922	170	29.270	189	33.666	215	227	20	1	1:57.546	49.973	140	33.362	186	34.211	212	226
8	1	1:51.698	49.595	172	29.015	191	33.088	216	222	21	1	1:52.057	49.738	170	28.876	188	33.443	215	224
9	1	1:52.940	50.214	171	29.497	189	33.229	215	226	22	1	1:52.121	49.410	172	28.680	189	34.031	214	224
10	1	3:28.339	1:23.630	100	52.959	70			224	23	1	1:57.437	52.510	161	30.734	160	34.193	216	223
11	1	2:31.095	1:25.611	163	31.425	168	34.059	215		24	1	2:13.590	50.249	167	29.982	169			222
12	1	1:55.373	50.002	170	31.147	165	34.224	212	218	25	1	4:34.999	2:38.837	62	53.163	70	1:02.999	75	
13	1	1:52.599	49.766	169	29.348	189	33.485	215	224	26	1	3:40.859	1:36.142	70	1:06.705	147			73

14 Eike ANGERMAYR / Reinhard KOFLER , KTM X-Bow GT4, SIL										theoretical besttime: 1:47.636									
Lap	D	Time	S1	V1	S2	V2	S3	V3	Vmax	Lap	D	Time	S1	V1	S2	V2	S3	V3	Vmax
1	1	2:23.442		141	34.234	133	37.463	205		14	1	1:49.004	47.598	176	28.512	185	32.894	205	224
2	1	1:56.427	51.762	168	30.160	160	34.505	212	188	15	1	1:48.885	48.030	176	28.285	185	32.570	214	215
3	1	1:53.346	49.658	156	29.774	172	33.914	215	197	16	1	3:04.685	1:12.418	77	49.519	77	1:02.748	77	224
4	1	1:58.867	49.336	163	29.810	133	39.721	212	218	17	1	3:37.359	1:36.452	61	51.555	73			75
5	1	1:48.395	47.665	172	28.597	183	32.133	215	222	18	1	4:22.415	3:18.888	173	28.591	147	34.936	214	
6	1	1:48.825	47.329	177	28.200	185	33.296	201	224	19	1	2:00.631	47.689	170	28.474	182			224
7	1	1:55.987	52.462	173	28.439	177	35.086	205	214	20	1	3:20.972	2:20.018	178	28.532	186	32.422	209	
8	1	1:48.636	47.688	174	28.515	185	32.433	214	216	21	1	1:56.956	51.869	154	31.619	186	33.468	213	219
9	1	1:48.027	47.451	174	28.350	184	32.226	214	224	22	1	1:49.037	47.804	177	28.637	186	32.596	213	224
10	1	2:57.888	51.979	172	44.732	64			219	23	1	1:52.195	50.738	143	29.350	186	32.107	215	224
11	1	3:22.250	2:20.118	175	28.710	184	33.422	213		24	1	1:56.208	47.595	175	28.361	186	40.252	78	226
12	1	1:49.804	48.235	174	28.472	186	33.097	214	223	25	1	3:33.952	1:35.083	72	51.308	73			76
13	1	1:50.099	48.235	173	28.590	184	33.274	214	224	26	1	3:17.815	2:17.059	175	28.208	185	32.548	212	

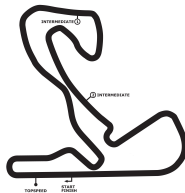
16 Bernhard LABER / Christian DANNER , Porsche Cayman CS MR GT4, PRO										theoretical besttime: 1:49.971									
Lap	D	Time	S1	V1	S2	V2	S3	V3	Vmax	Lap	D	Time	S1	V1	S2	V2	S3	V3	Vmax
1	1	2:53.278		143	33.045	160	37.654	206		14	1	2:34.772	52.466	111	36.760	72			223
2	1	2:00.026	53.923	160	30.732	187	35.371	209	213	15	1	6:30.240	5:25.401	81	31.322	190	33.517	216	
3	1	1:56.795	52.476	166	29.798	189	34.521	214	219	16	1	1:51.144	48.682	171	29.199	169	33.263	217	229
4	1	1:54.546	50.959	170	29.190	190	34.397	210	227	17	1	1:53.444	50.663	164	29.359	187	33.422	218	225
5	1	1:54.961	51.552	169	29.445	188	33.964	215	208	18	1	2:04.169	1:01.478	168	29.126	190	33.565	215	212
6	1	1:52.898	49.569	172	29.280	188	34.049	215	222	19	1	1:53.828	48.839	168	31.770	188	33.219	215	227
7	1	1:52.016	49.274	172	29.354	189	33.388	217	229	20	1	1:52.033	49.457	171	29.257	188	33.319	216	228
8	1	2:03.764	49.469	170	29.372	189			228	21	1	1:51.950	48.796	175	29.515	190	33.639	217	226
9	1	6:26.816	5:03.678	84	46.693	143	36.445	212		22	1	1:50.840	48.778	174	28.797	191	33.265	217	228
10	1	1:52.750	50.141	172	28.883	190	33.726	215	223	23	1	1:49.971	48.341	174	28.645	191	32.985	217	229
11	1	1:52.466	49.034	170	29.404	187	34.028	215	228	24	1	3:24.044	1:25.450	68	53.683	79	1:04.911	70	232
12	1	1:51.662	49.255	174	29.071	190	33.336	217	228	25	1	2:45.554	1:39.868	90	31.141	188	34.545	173	72
13	1	1:51.804	49.245	172	29.351	188	33.208	217	230										

DTM Zandvoort

Zandvoort, length 4307 m

18. - 20.08.2017

GT4 European Series Northern Cup



Lap Analysis free practice 2, 18.08.2017

-Reg.No.: 0301.17.217

22 Jan KASPERLIK / Jörg VIEBAHN , Porsche Cayman CS MR GT4, PRO										theoretical besttime: 1:49.015									
Lap	D	Time	S1	V1	S2	V2	S3	V3	Vmax	Lap	D	Time	S1	V1	S2	V2	S3	V3	Vmax
1	1	2:27.195		166	30.021	185	42.172	83		14	1	1:49.675	48.188	176	28.731	191	32.756	221	230
2	1	2:15.491	59.972	159	30.629	177	44.890	84	84	15	1	2:45.611	50.961	120	42.181	94			233
3	1	2:00.556	58.153	174	29.690	188	32.713	220	83	16	1	9:21.986	8:16.501	173	30.999	150	34.486	215	
4	1	1:50.943	49.081	174	29.044	191	32.818	218	233	17	1	1:51.441	49.389	174	28.953	190	33.099	219	227
5	1	1:50.764	48.014	176	28.975	191	33.775	217	231	18	1	1:51.052	48.956	176	28.896	190	33.200	218	232
6	1	1:59.529	48.860	175	28.917	191			226	19	1	1:51.657	49.170	176	29.095	191	33.392	217	228
7	1	3:36.364	2:30.035	170	32.604	141	33.725	220		20	1	1:53.250	50.205	150	29.936	189	33.109	218	228
8	1	1:50.440	48.912	172	28.920	191	32.608	221	230	21	1	1:51.510	48.693	175	29.783	191	33.034	218	231
9	1	2:57.334	1:01.555	83	47.871	107	1:07.908	53	233	22	1	1:50.379	48.832	175	28.708	191	32.839	219	230
10	1	2:33.926	1:29.327	169	29.853	190	34.746	220	51	23	1	2:37.385	50.278	169	44.096	79	1:03.011	70	232
11	1	1:49.426	48.032	172	29.100	190	32.294	219	232	24	1	3:11.211	1:33.443	81	47.949	76	49.819	215	71
12	1	1:49.435	48.353	175	28.770	190	32.312	222	232	25	1	1:50.206	48.781	177	28.707	192	32.718	218	227
13	1	1:50.617	48.627	176	29.042	191	32.948	217	234										

24 Emil WESTMAN / Samuel SLADECKA , KTM X-Bow GT4, SIL										theoretical besttime: 1:48.855									
Lap	D	Time	S1	V1	S2	V2	S3	V3	Vmax	Lap	D	Time	S1	V1	S2	V2	S3	V3	Vmax
1	1	3:18.133		156	32.686	137				13	1	2:16.490	50.109	117	29.410	182			218
2	1	5:02.037	3:58.372	168	29.570	179	34.095	208		14	1	7:36.183	6:33.449	149	29.924	181	32.810	211	
3	1	1:50.681	48.967	171	28.721	182	32.993	210	217	15	1	1:49.647	48.349	175	28.755	180	32.543	212	219
4	1	1:51.485	48.482	171	28.612	180	34.391	206	220	16	1	1:50.155	48.328	177	28.587	180	33.240	212	220
5	1	1:50.150	48.542	171	28.603	181	33.005	210	216	17	1	1:49.474	48.355	178	28.551	183	32.568	210	220
6	1	1:49.927	48.715	172	28.529	181	32.683	211	219	18	1	2:03.208	48.390	176	29.123	181			218
7	1	1:49.023	47.986	173	28.437	182	32.600	209	219	19	1	3:15.487	2:14.282	172	28.326	182	32.879	209	
8	1	2:57.971	1:00.127	109	50.315	72			218	20	1	1:52.973	49.852	173	30.033	154	33.088	211	219
9	1	3:49.889	2:47.827	171	28.974	181	33.088	210		21	1	1:49.362	48.057	166	28.640	181	32.665	212	220
10	1	1:50.750	48.946	172	29.062	182	32.742	211	220	22	1	2:59.021	1:04.362	78	50.730	73	1:03.929	74	220
11	1	1:49.490	48.327	177	28.487	182	32.676	212	219	23	1	3:09.018	1:39.589	71	55.469	171	33.960	209	72
12	1	1:51.217	48.676	175	29.025	180	33.516	212	219	24	1	2:05.852	50.761	153	28.516	183			219

26 Nyls STIEVENART / Soheil AYARI , Ginetta G55 GT4, PRO										theoretical besttime: 1:47.201									
Lap	D	Time	S1	V1	S2	V2	S3	V3	Vmax	Lap	D	Time	S1	V1	S2	V2	S3	V3	Vmax
1	1	2:21.822		163	29.016	182	36.451	204		6	1	1:48.176	48.066	173	28.232	184	31.878	215	218
2	1	1:50.784	50.041	171	28.499	185	32.244	211	215	7	1	1:50.672	49.116	159	29.633	187	31.923	213	224
3	1	1:47.797	47.856	174	28.154	186	31.787	214	222	8	1	1:59.799	48.291	173	28.540	183			223
4	1	1:49.283	47.429	176	29.253	182	32.601	209	223	9	1	8:06.479	6:03.387	83	55.331	76			
5	1	1:48.830	47.260	177	28.453	184	33.117	205	215										

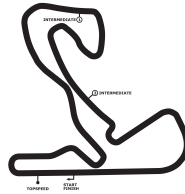
28 Freddy KREMER / Detlef SCHMIDT , Porsche Cayman CS MR GT4, AM										theoretical besttime: 1:52.040									
Lap	D	Time	S1	V1	S2	V2	S3	V3	Vmax	Lap	D	Time	S1	V1	S2	V2	S3	V3	Vmax
1	1	2:31.281		151	32.501	175	37.001	209		15	1	2:41.673	53.643	129	41.920	82			229
2	1	2:03.129	53.437	166	33.537	160	36.155	206	205	16	1	5:09.868	3:17.286	79	49.809	73	1:02.773	100	
3	1	1:56.203	51.450	167	30.180	188	34.573	215	222	17	1	1:57.456	53.138	167	30.048	162	34.270	217	155
4	1	1:58.174	51.985	164	31.442	174	34.747	217	228	18	1	1:55.003	51.866	161	29.479	188	33.658	219	222
5	1	1:57.330	50.720	169	30.087	189	36.523	207	227	19	1	1:56.727	49.960	173	29.474	190	37.293	217	231
6	1	1:57.665	52.560	168	30.898	189	34.207	215	221	20	1	1:54.224	50.344	174	29.318	188	34.562	217	218
7	1	1:54.880	50.654	168	30.507	188	33.719	218	229	21	1	1:52.769	50.002	174	29.303	190	33.464	219	203
8	1	1:54.229	50.789	171	29.686	189	33.754	216	230	22	1	1:54.184	50.526	168	30.116	188	33.542	217	229
9	1	1:55.041	50.418	172	30.717	187	33.906	216	229	23	1	1:52.165	49.609	174	29.428	189	33.128	218	221
10	1	3:29.109	1:24.692	99	52.330	68			200	24	1	1:52.729	49.719	171	29.862	190	33.148	219	222
11	1	3:06.319	2:02.909	172	30.007	189	33.403	218		25	1	2:30.866	53.026	151	38.584	76	59.256	74	231
12	1	1:54.665	50.503	162	30.680	188	33.482	217	231	26	1	3:28.036	1:36.065	71	49.858	71	1:02.113	99	74
13	1	1:53.580	50.172	169	29.711	188	33.697	216	229	27	1	1:57.466	51.792	167	30.786	187	34.888	159	156
14	1	1:53.985	50.737	172	29.570	188	33.678	217	229										

DTM Zandvoort

Zandvoort, length 4307 m

18. - 20.08.2017

GT4 European Series Northern Cup



Lap Analysis free practice 2, 18.08.2017

-Reg.No.: 0301.17.217

33 Stephen PATTRICK / Andrew James MEYRICK , McLaren 570s GT4, PRO										theoretical besttime: 1:48.481									
Lap	D	Time	S1	V1	S2	V2	S3	V3	Vmax	Lap	D	Time	S1	V1	S2	V2	S3	V3	Vmax
1	1	2:22.030		165	29.612	174	35.060	217		13	1	3:36.455	1:34.018	61	52.083	67	1:10.354	75	77
2	1	1:51.656	48.779	175	29.810	187	33.067	207	227	14	1	2:41.486	1:30.169	69	35.849	183	35.468	211	72
3	1	1:49.378	48.324	176	28.447	193	32.607	215	224	15	1	1:56.187	51.230	162	30.192	184	34.765	217	225
4	1	1:48.692	47.704	177	28.405	193	32.583	217	231	16	1	1:56.240	51.920	165	29.511	189	34.809	219	220
5	1	1:48.661	47.627	178	28.524	193	32.510	222	232	17	1	1:57.058	51.316	160	30.642	187	35.100	217	206
6	1	2:02.302	48.179	174	29.652	188			234	18	1	1:51.543	49.280	170	29.250	192	33.013	221	230
7	1	7:57.153	6:12.782	172	41.956	73	1:02.415	75		19	1	2:28.931	1:20.615	166	34.770	146	33.546	220	235
8	1	3:03.731	1:32.832	98	57.162	107	33.737	216	74	20	1	1:52.388	48.887	167	29.132	192	34.369	215	235
9	1	1:48.605	47.700	176	28.344	192	32.561	219	230	21	1	1:51.293	49.591	166	28.849	192	32.853	219	210
10	1	1:59.575	47.818	176	28.735	192			232	22	1	2:08.143	49.747	158	30.206	191	48.190	86	234
11	1	3:59.670	2:52.260	156	29.539	190	37.871	215		23	1	3:17.932	1:25.248	79	49.653	71	1:03.031	68	88
12	1	2:31.046	52.960	111	38.509	79	59.577	79	230	24	1	2:20.466	1:16.983	158	29.678	191	33.805	190	70

34 Willem MEIJER / Lennart MARIONECK , KTM X-Bow GT4, SIL										theoretical besttime: 1:47.702									
Lap	D	Time	S1	V1	S2	V2	S3	V3	Vmax	Lap	D	Time	S1	V1	S2	V2	S3	V3	Vmax
1	1	3:22.666		141	30.655	180	34.849	205		14	1	3:33.127	1:33.438	44	54.701	77	1:04.988	76	82
2	1	1:54.802	50.945	167	29.176	183	34.681	209	214	15	1	2:47.785	1:37.066	66	37.439	180	33.280	209	75
3	1	1:51.515	48.286	174	28.436	184	34.793	203	220	16	1	1:49.834	48.644	166	28.473	182	32.717	210	217
4	1	1:50.824	49.687	173	28.519	183	32.618	211	215	17	1	1:49.071	47.813	172	29.026	182	32.232	211	220
5	1	1:48.234	47.860	175	28.180	182	32.194	212	221	18	1	1:48.198	47.592	174	28.261	182	32.345	210	221
6	1	1:58.852	47.494	177	28.500	183			223	19	1	1:49.122	47.413	175	29.064	180	32.645	211	220
7	1	3:59.174	2:58.439	176	28.475	183	32.260	212		20	1	1:48.621	47.555	175	28.100	183	32.966	208	221
8	1	2:08.496	47.751	174	28.115	182	52.630	75	222	21	1	1:58.675	47.970	171	28.262	182			219
9	1	3:26.463	1:32.657	114	48.880	72			74	22	1	3:26.830	2:26.366	175	28.275	184	32.189	213	
10	1	4:12.970	3:11.629	170	28.807	182	32.534	210		23	1	2:24.480	48.897	165	36.728	79	58.855	77	223
11	1	1:48.745	48.082	173	28.356	182	32.307	211	220	24	1	3:27.625	1:35.934	71	50.228	72	1:01.463	84	77
12	1	1:54.747	48.934	165	30.292	182	35.521	205	222	25	1	1:57.407	52.759	150	30.222	183	34.426	153	154
13	1	2:28.562	50.312	141	38.091	83	1:00.159	81	215										

44 Marylin NIEDERHAUSER / Naomi SCHIFF , KTM X-Bow GT4, SIL										theoretical besttime: 1:50.019									
Lap	D	Time	S1	V1	S2	V2	S3	V3	Vmax	Lap	D	Time	S1	V1	S2	V2	S3	V3	Vmax
1	1	4:02.707								13	1	3:08.884	1:06.090	98	52.189	61			205
2	1	5:13.797	3:58.791	128	35.807	151	39.199	204		14	1	5:46.246	4:39.023	150	31.903	183	35.320	207	
3	1	2:05.727	57.695	161	31.698	169	36.334	208	171	15	1	1:54.744	50.999	170	29.899	184	33.846	209	211
4	1	2:00.839	53.283	161	32.022	183	35.534	208	208	16	1	1:52.367	49.463	173	29.280	184	33.624	209	221
5	1	1:57.583	51.975	167	30.164	179	35.444	208	212	17	1	1:51.549	49.025	174	29.292	185	33.232	211	220
6	1	1:56.797	51.922	169	30.030	183	34.845	206	215	18	1	1:51.650	48.866	173	29.749	185	33.035	214	222
7	1	2:46.699	53.230	160	45.749	62	1:07.720	72	217	19	1	2:00.512	55.200	143	31.996	185	33.316	212	223
8	1	2:55.569	1:32.210	128	43.818	150	39.541	205	73	20	1	1:55.838	51.258	175	29.045	186	35.535	210	223
9	1	1:58.057	52.680	166	30.315	183	35.062	206	213	21	1	1:52.925	49.809	176	29.176	186	33.940	205	222
10	1	1:57.137	51.342	165	30.957	184	34.838	207	218	22	1	2:03.132	48.363	175	28.621	187	46.148	72	217
11	1	2:03.326	56.663	160	31.475	184	35.188	208	219	23	1	3:25.518	1:33.143	77	49.495	72	1:02.880	75	77
12	1	1:57.065	51.302	166	30.327	183	35.436	205	219	24	1	2:21.549	1:16.115	165	30.399	185	35.035	198	78


51 Peter LARSEN / Johan ROSEN , Ginetta G55 GT4, AM										theoretical besttime: 1:50.046									
Lap	D	Time	S1	V1	S2	V2	S3	V3	Vmax	Lap	D	Time	S1	V1	S2	V2	S3	V3	Vmax
1	1	3:11.154		153	30.742	177	34.887	197		11	1	1:56.769	52.816	152	29.998	181	33.955	208	202
2	1	1:52.512	50.455	168	28.760	183	33.297	209	202	12	1	1:53.508	50.177	170	29.584	184	33.747	209	203
3	1	1:50.130	48.521	169	28.696	183	32.913	211	219	13	1	2:50.431	54.045	88	46.893	74			207
4	1	1:51.251	48.437	170	29.445	182	33.369	208	223	14	1	7:01.812	5:57.042	130	30.360	183	34.410	207	
5	1	1:56.947	51.431	153	29.750	179	35.766	213	200	15	1	1:53.048	49.933	167	29.608	182	33.507	209	206
6	1	2:02.402	48.884	175	29.829	181			221	16	1	1:52.761	49.795	170	29.535	182	33.431	209	213
7	1	4:56.501	3:51.855	163	30.500	160	34.146	207		17	1	1:54.318	51.164	163	29.321	181	33.833	209	218
8	1	2:55.325	56.329	84	49.776	72			218	18	1	1:53.745	50.628	164	29.342	183	33.775	208	204
9	1	4:24.069	3:19.116	162	30.184	179	34.769	205		19	1	1:52.635	49.921	171	29.105	183	33.609	208	207
10	1	1:55.030	50.674	165	29.734	179	34.622	207	216	20	1	2:30.165	59.184	108	35.691	125			205

DTM Zandvoort

Zandvoort, length 4307 m

18. - 20.08.2017

GT4 European Series Northern Cup



Lap Analysis free practice 2, 18.08.2017

-Reg.No.: 0301.17.217

54 Benjamin MAZATIS / August MACBETH , KTM X-Bow GT4, PRO theoretical besttime: 1:48.329

Lap	D	Time	S1	V1	S2	V2	S3	V3	Vmax	Lap	D	Time	S1	V1	S2	V2	S3	V3	Vmax
1	1	3:05.827		135	33.836	160	36.586	201		13	1	1:49.634	48.517	165	28.478	185	32.639	211	223
2	1	1:54.110	51.990	173	29.352	186	32.768	212	212	14	1	2:03.317	47.973	174	28.293	186			222
3	1	1:50.295	48.229	176	28.631	185	33.435	208	221	15	1	6:25.936	4:33.472	69	49.977	77	1:02.487	120	
4	1	1:50.513	49.162	178	28.922	185	32.429	213	212	16	1	2:03.751	54.473	168	31.242	160	38.036	213	121
5	1	1:49.511	48.223	170	28.724	185	32.564	212	223	17	1	1:54.555	49.010	159	29.434	178	36.111	214	223
6	1	2:00.513	48.499	170	28.791	186			223	18	1	1:49.997	48.038	174	29.169	186	32.790	214	223
7	1	4:30.234	3:29.724	174	28.282	184	32.228	212		19	1	1:49.508	47.937	177	29.127	185	32.444	213	223
8	1	2:25.459	48.461	173	35.697	79	1:01.301	77	221	20	1	1:49.189	47.947	173	28.625	186	32.617	214	223
9	1	3:01.013	1:31.518	105	48.486	74	41.009	210	75	21	1	1:49.570	47.819	179	28.359	180	33.392	212	224
10	1	1:49.548	48.530	176	28.487	185	32.531	213	219	22	1	1:54.373	49.434	177	29.933	159	35.006	214	196
11	1	1:48.650	47.827	173	28.595	185	32.228	212	223	23	1	1:52.563	50.970	162	29.186	185	32.407	215	224
12	1	1:49.573	48.317	173	28.588	186	32.668	211	220	24	1	8:35.802	5:21.055	39	1:24.519	41			225

55 Hakan RICKNAS / Marcus SODERHOLM , Porsche Cayman CS MR GT4, AM theoretical besttime: 1:55.340

Lap	D	Time	S1	V1	S2	V2	S3	V3	Vmax	Lap	D	Time	S1	V1	S2	V2	S3	V3	Vmax
1	1	3:29.255		100	34.053	157	37.947	209		12	1	2:38.693	55.910	118	39.587	89			207
2	1	2:04.325	56.414	143	30.645	167	37.266	211	182	13	1	8:00.432	6:45.665	134	32.154	135	42.613	148	
3	1	2:02.468	55.335	134	30.549	164	36.584	218	203	14	1	2:09.653	59.593	116	33.930	155	36.130	215	146
4	1	2:02.670	54.879	143	30.399	151	37.392	192	219	15	1	1:56.889	52.865	130	29.604	178	34.420	217	206
5	1	2:15.196	54.709	149	32.488	156			194	16	1	1:57.783	51.757	154	29.895	160	36.131	216	209
6	1	6:24.456	5:15.140	129	32.731	157	36.585	185		17	1	2:05.067	55.753	141	35.306	174	34.008	219	203
7	1	3:20.515	1:25.464	88	50.690	75	1:04.361	88	177	18	1	1:57.718	52.344	158	30.147	181	35.227	174	214
8	1	2:31.763	1:09.754	161	32.671	172			84	19	1	2:08.894	54.110	141	29.740	177			182
9	1	2:30.795	1:23.010	128	31.586	152	36.199	217		20	1	5:45.740	3:47.838	77	55.719	59	1:02.183	80	
10	1	1:57.021	51.990	160	29.575	158	35.456	217	211	21	1	2:08.718	1:02.949	137	30.360	183	35.409	185	79
11	1	1:57.968	52.576	154	29.819	166	35.573	216	214										

60 Phil GLEW / Charlie FAGG , Maserati GranTurismo MC GT4, SIL theoretical besttime: 1:46.321

Lap	D	Time	S1	V1	S2	V2	S3	V3	Vmax	Lap	D	Time	S1	V1	S2	V2	S3	V3	Vmax
1	1	3:06.531		148	31.179	174	34.701	215		13	1	3:32.432	1:36.180	53	52.142	70	1:04.110	77	76
2	1	1:51.028	50.175	168	28.580	182	32.273	220	196	14	1	2:45.709	1:36.174	67	34.978	168	34.557	218	76
3	1	1:51.256	48.823	166	29.611	169	32.822	219	223	15	1	1:54.997	49.309	133	30.797	155	34.891	217	211
4	1	1:47.005	47.357	176	27.925	190	31.723	221	223	16	1	1:48.060	47.776	174	28.267	186	32.017	221	207
5	1	2:03.351	47.219	179	29.044	156			226	17	1	1:47.721	46.748	179	28.117	192	32.856	217	228
6	1	5:11.561	4:08.459	149	30.286	190	32.816	217		18	1	1:47.469	46.892	179	27.990	191	32.587	219	224
7	1	1:47.311	47.337	178	28.156	188	31.818	218	220	19	1	1:48.175	46.847	180	28.101	181	33.227	217	229
8	1	2:55.319	58.423	75	49.729	75			222	20	1	1:48.667	48.914	172	28.105	191	31.648	222	225
9	1	6:14.199	5:12.306	171	28.741	185	33.152	220		21	1	1:51.019	50.690	170	28.280	182	32.049	222	217
10	1	1:49.278	47.400	174	28.451	164	33.427	219	219	22	1	2:02.162	46.832	179	28.816	188			227
11	1	1:50.335	47.480	154	29.664	176	33.191	222	223	23	1	5:01.853	3:00.777	72	55.671	65	1:05.405	70	
12	1	2:31.765	49.948	119	39.604	72	1:02.213	77	227	24	1	2:22.379	1:07.069	172	28.339	184			65

62 William MOORE / Matt Nicoll JONES , Aston Martin Vantage GT4, SIL theoretical besttime: 1:47.943

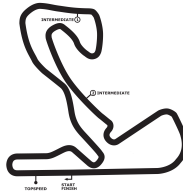
Lap	D	Time	S1	V1	S2	V2	S3	V3	Vmax	Lap	D	Time	S1	V1	S2	V2	S3	V3	Vmax
1	1	3:27.077		163	29.699	169	34.127	210		13	1	1:52.200	48.431	176	28.993	192	34.776	215	233
2	1	1:49.482	48.273	172	28.435	195	32.774	221	225	14	1	1:49.333	47.870	174	28.779	193	32.684	222	229
3	1	1:50.408	48.308	172	28.280	196	33.820	219	227	15	1	2:39.663	51.075	85	40.257	75			235
4	1	1:49.337	48.282	170	28.513	194	32.542	221	228	16	1	6:04.434	4:44.462	74	44.998	161	34.974	217	
5	1	1:50.699	48.185	154	29.758	195	32.756	221	235	17	1	1:50.790	49.090	163	29.258	189	32.442	221	229
6	1	1:48.761	48.177	169	28.206	197	32.378	221	235	18	1	1:48.174	47.479	175	28.220	197	32.475	221	234
7	1	1:54.674	47.996	173	28.456	196	38.222	215	235	19	1	1:51.813	48.716	168	29.995	188	33.102	221	232
8	1	1:49.439	48.359	171	28.524	195	32.556	222	224	20	1	2:00.950	49.462	175	28.876	194			221
9	1	2:04.793	49.261	159	31.837	138			233	21	1	3:31.116	2:23.292	137	34.714	178	33.110	220	
10	1	4:23.975	2:55.989	108	54.352	141	33.634	221		22	1	1:49.031	47.733	167	28.961	195	32.337	221	234
11	1	1:49.607	48.286	173	28.481	196	32.840	220	232	23	1	1:48.351	47.688	171	28.405	194	32.258	222	234
12	1	1:49.583	48.194	175	28.538	179	32.851	221	230	24	1	2:31.021	50.907	132	35.151	94			

DTM Zandvoort

Zandvoort, length 4307 m

18. - 20.08.2017

GT4 European Series Northern Cup



Lap Analysis free practice 2, 18.08.2017

-Reg.No.: 0301.17.217

64 Mads SILJEHAUG / Jamie VANDENBALCK , KTM X-Bow GT4, SIL										theoretical besttime: 1:47.461									
Lap	D	Time	S1	V1	S2	V2	S3	V3	Vmax	Lap	D	Time	S1	V1	S2	V2	S3	V3	Vmax
1	1	2:23.418		127	30.452	157	39.632	167		14	1	1:58.838	48.718	177	28.412	184			208
2	1	1:53.043	52.250	172	28.616	186	32.177	215	163	15	1	5:02.960	3:13.272	68	48.836	73	1:00.852	80	
3	1	1:53.093	52.283	165	28.300	185	32.510	212	224	16	1	3:07.994	1:36.464	70	55.105	69	36.425	209	77
4	1	1:48.516	47.938	176	28.570	184	32.008	214	223	17	1	1:49.154	48.342	176	28.490	185	32.322	210	219
5	1	1:56.840	47.545	176	27.982	185			223	18	1	1:48.350	47.610	176	28.589	182	32.151	212	222
6	1	3:59.907	2:58.863	152	28.789	185	32.255	213		19	1	2:03.862	47.476	177	43.899	182	32.487	212	223
7	1	1:48.854	47.865	171	28.783	184	32.206	215	223	20	1	1:54.736	48.802	170	29.763	147	36.171	201	222
8	1	1:49.016	47.633	176	28.267	185	33.116	211	224	21	1	1:49.390	48.551	176	28.528	183	32.311	213	208
9	1	2:54.652	1:02.075	80	50.112	71	1:02.465	74	222	22	1	1:51.638	47.971	176	29.308	178	34.359	184	223
10	1	2:45.320	1:39.293	76	33.630	175	32.397	213	69	23	1	1:50.693	49.598	178	28.516	184	32.579	212	176
11	1	1:48.705	47.815	176	28.887	186	32.003	215	223	24	1	1:52.202	47.849	176	30.679	160	33.674	212	221
12	1	1:49.392	48.655	176	28.627	184	32.110	214	226	25	1	2:28.809	49.678	149	38.647	78	1:00.484	77	222
13	1	1:48.272	47.767	164	28.399	185	32.106	214	225	26	1	3:31.121	1:34.951	75	49.476	73			75

65 Alain GRAND / Didier MOUREU , Ginetta G55 GT4, AM										theoretical besttime: 1:50.150									
Lap	D	Time	S1	V1	S2	V2	S3	V3	Vmax	Lap	D	Time	S1	V1	S2	V2	S3	V3	Vmax
1	1	2:48.891		137	32.148	165	38.635	200		13	1	1:51.724	49.339	173	28.988	183	33.397	210	219
2	1	1:55.601	51.417	156	30.057	182	34.127	205	212	14	1	2:13.995	51.765	164	30.606	160			220
3	1	1:53.539	50.237	168	29.489	184	33.813	207	211	15	1	5:43.477	3:44.067	60	54.736	69	1:04.674	77	
4	1	1:52.862	50.167	169	29.358	185	33.337	209	217	16	1	3:27.377	1:38.659	66	55.509	67	53.209	194	75
5	1	1:55.260	50.106	170	29.215	182	35.939	202	197	17	1	1:53.082	51.012	142	29.044	180	33.026	211	179
6	1	1:53.339	50.517	168	29.200	186	33.622	207	205	18	1	1:51.232	49.307	163	28.949	181	32.976	211	203
7	1	1:52.560	49.861	170	29.346	186	33.353	204	215	19	1	1:50.414	49.071	165	28.644	182	32.699	211	203
8	1	1:52.336	49.684	170	29.023	184	33.629	208	211	20	1	1:51.653	49.048	167	28.979	171	33.626	209	202
9	1	1:51.437	49.507	173	28.956	184	32.974	209	218	21	1	1:50.781	49.037	164	28.891	178	32.853	209	200
10	1	2:54.235	1:05.857	138	41.926	77	1:06.452	55	218	22	1	2:15.823	52.814	154	32.200	143			176
11	1	2:35.950	1:31.499	155	30.856	177	33.595	209	50	23	1	4:22.381	3:20.887	158	29.025	179	32.469	212	
12	1	1:51.030	49.124	171	28.959	186	32.947	209	219	24	1	3:13.700	1:13.428	79	47.926	71			201

71 Paolo MELONI / Massimiliano TRESOLDI , Maserati GranTurismo MC GT4, SI										theoretical besttime: 1:50.199									
Lap	D	Time	S1	V1	S2	V2	S3	V3	Vmax	Lap	D	Time	S1	V1	S2	V2	S3	V3	Vmax
1	1	3:02.745		137	33.168	150	37.307	207		14	1	3:41.413	1:43.568	42	53.781	71	1:04.064	75	73
2	1	2:02.832	53.777	152	31.895	174	37.160	213	190	15	1	2:57.521	1:38.733	70	41.025	156	37.763	198	72
3	1	1:53.064	50.819	171	28.928	189	33.317	218	203	16	1	1:58.538	53.309	144	30.419	168	34.810	216	181
4	1	1:51.626	49.937	173	28.743	184	32.946	219	216	17	1	1:54.224	51.932	159	29.292	191	33.000	219	200
5	1	1:51.012	49.000	171	28.853	177	33.159	220	218	18	1	1:51.397	49.607	165	28.872	181	32.918	220	207
6	1	1:59.047	54.196	125	30.807	163	34.044	218	232	19	1	1:50.920	49.269	163	28.659	189	32.992	220	213
7	1	1:51.430	49.633	171	28.796	185	33.001	220	206	20	1	1:51.112	49.677	170	28.744	191	32.691	220	223
8	1	1:54.455	52.246	167	29.045	185	33.164	220	203	21	1	1:50.238	48.974	167	28.664	193	32.600	220	205
9	1	1:51.861	49.222	172	28.625	178	34.014	205	213	22	1	2:01.890	49.976	129	35.242	150	36.672	201	221
10	1	3:26.717	1:24.499	77	50.687	75			188	23	1	2:02.635	59.208	159	30.408	191	33.019	221	185
11	1	6:27.449	5:21.897	150	30.290	179	35.262	216		24	1	3:23.378	1:24.501	72	52.125	70	1:06.752	73	225
12	1	1:54.721	51.139	155	29.478	191	34.104	215	216	25	1	3:22.205	1:41.904	84	39.396	135			65
13	1	2:26.233	50.334	141	30.047	123	1:05.852	73	222										

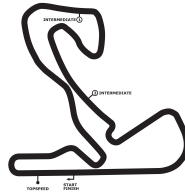
74 Laura KRAIHAMER / Cedric FREIBURGHaus , KTM X-Bow GT4, SIL										theoretical besttime: 1:47.747									
Lap	D	Time	S1	V1	S2	V2	S3	V3	Vmax	Lap	D	Time	S1	V1	S2	V2	S3	V3	Vmax
1	1	2:31.495		156	30.949	178	35.789	205		14	1	1:55.409	48.721	170	29.216	183	37.472	177	219
2	1	1:54.558	51.119	170	29.334	182	34.105	209	211	15	1	2:08.251	49.775	168	28.754	182			199
3	1	1:53.287	50.158	171	29.817	180	33.312	209	219	16	1	7:37.926	6:35.074	114	30.099	184	32.753	211	
4	1	1:51.171	48.962	170	28.935	182	33.274	209	219	17	1	1:49.733	48.515	170	28.780	184	32.438	213	221
5	1	1:51.343	48.979	168	29.296	181	33.068	211	219	18	1	1:51.700	48.867	169	29.537	183	33.296	209	223
6	1	1:50.289	48.686	170	28.728	181	32.875	212	221	19	1	1:53.822	50.785	151	29.722	181	33.315	212	213
7	1	1:50.031	48.499	171	28.635	182	32.897	212	221	20	1	1:48.621	47.717	173	28.581	182	32.323	212	222
8	1	1:49.656	48.379	168	28.528	182	32.749	211	220	21	1	1:48.242	47.822	174	28.253	181	32.167	212	222
9	1	1:49.609	48.289	170	28.559	182	32.761	211	220	22	1	1:47.810	47.522	172	28.316	183	31.972	213	221
10	1	2:47.022	51.100	167	42.668	65			220	23	1	1:54.873	47.888	175	31.871	120	35.114	210	223
11	1	4:00.165	2:57.668	170	29.145	182	33.352	212		24	1	1:47.988	47.554	174	28.347	184	32.087	212	219
12	1	1:51.122	49.040	160	29.143	182	32.939	212	221	25	1	3:02.637	1:03.987	78	51.335	74			222
13	1	1:50.915	48.594	170	29.037	182	33.284	209	222	26	1	3:15.605	2:12.365	78	30.723	155	32.517	212	

DTM Zandvoort

Zandvoort, length 4307 m

18. - 20.08.2017

GT4 European Series Northern Cup



Lap Analysis free practice 2, 18.08.2017

-Reg.No.: 0301.17.217

75 Dario CERATI / Maurizio FONDI , Porsche 911(997) GT4, AM										theoretical besttime: 1:56.519									
Lap	D	Time	S1	V1	S2	V2	S3	V3	Vmax	Lap	D	Time	S1	V1	S2	V2	S3	V3	Vmax
1	1	3:10.739		141	33.699	177	36.552	206		13	1	2:33.359	53.075	147	39.287	75	1:00.997	80	219
2	1	1:59.653	53.697	163	30.901	188	35.055	209	202	14	1	3:34.177	1:37.783	38	50.942	73	1:05.452	79	78
3	1	1:58.317	51.765	166	30.677	188	35.875	209	221	15	1	2:48.474	1:37.026	65	35.999	187	35.449	212	78
4	1	2:00.728	53.064	157	31.798	166	35.866	210	217	16	1	2:01.325	52.794	148	30.946	164	37.585	209	184
5	1	1:59.472	52.304	165	30.886	188	36.282	205	218	17	1	1:57.136	51.772	167	30.191	188	35.173	213	201
6	1	1:58.642	52.305	161	30.798	166	35.539	209	220	18	1	2:08.852	52.223	166	29.980	184			199
7	1	1:59.157	53.235	162	30.522	188	35.400	212	216	19	1	3:49.972	2:42.256	156	31.668	140	36.048	210	
8	1	2:23.324	59.245	146	32.254	176			172	20	1	1:58.555	52.576	164	30.435	186	35.544	209	209
9	1	4:48.119	2:52.627	87	49.208	81				21	1	2:01.373	53.309	152	31.008	187	37.056	188	219
10	1	4:03.441	2:57.208	156	30.421	178	35.812	212		22	1	2:18.680	53.059	162	30.722	164	54.899	79	192
11	1	1:58.348	52.627	159	30.326	188	35.395	214	222	23	1	3:36.362	1:35.824	75	55.115	69	1:05.423	72	61
12	1	1:57.242	51.484	164	30.221	189	35.537	212	218	24	1	2:25.744	1:16.429	145	33.374	179	35.941	173	70

76 Giuseppe GHEZZI / Manuele MENGOSI , Porsche 911(997) GT4, AM										theoretical besttime: 1:50.101									
Lap	D	Time	S1	V1	S2	V2	S3	V3	Vmax	Lap	D	Time	S1	V1	S2	V2	S3	V3	Vmax
1	1	2:46.437		133	31.439	171	35.930	212		14	1	1:50.969	49.056	172	28.554	193	33.359	217	221
2	1	1:53.316	50.980	165	29.241	189	33.095	220	200	15	1	3:10.021	1:14.216	69	48.975	76			210
3	1	1:51.429	49.220	169	29.089	193	33.120	220	224	16	1	4:58.124	3:50.632	87	30.519	181	36.973	213	
4	1	1:55.141	51.969	164	29.831	191	33.341	221	204	17	1	1:53.122	49.599	172	28.851	182	34.672	209	223
5	1	1:52.019	49.903	170	29.024	193	33.092	221	217	18	1	2:02.051	53.183	168	29.664	141	39.204	217	197
6	1	1:50.556	49.086	170	28.531	194	32.939	220	226	19	1	1:51.197	49.143	173	28.481	190	33.573	217	218
7	1	2:14.814	56.110	146	30.884	179			212	20	1	2:03.722	49.738	172	28.800	182			203
8	1	3:55.205	2:50.602	166	30.482	172	34.121	215		21	1	3:38.291	2:34.864	124	29.983	187	33.444	219	
9	1	3:20.803	1:27.917	81	48.933	73	1:03.953	88	180	22	1	1:51.487	49.403	171	28.967	193	33.117	222	213
10	1	2:09.932	1:06.954	165	29.161	191	33.817	215	82	23	1	1:50.220	48.841	174	28.600	193	32.779	223	226
11	1	1:51.465	49.204	170	28.696	193	33.565	215	213	24	1	3:25.245	1:26.852	70	54.028	79	1:04.365	70	221
12	1	1:51.298	49.218	173	28.656	191	33.424	215	213	25	1	2:57.150	1:39.991	88	36.607	148	40.552	175	70
13	1	1:52.488	48.992	172	29.428	182	34.068	216	223										

77 Romy DALL'ANTONIA / Giuseppe FASCICOLO , Maserati GranTurismo MC G1										theoretical besttime: 1:48.984									
Lap	D	Time	S1	V1	S2	V2	S3	V3	Vmax	Lap	D	Time	S1	V1	S2	V2	S3	V3	Vmax
1	1	2:45.088		146	34.102	158	37.338	210		15	1	1:53.052	50.080	176	29.698	169	33.274	219	193
2	1	1:57.105	51.828	162	30.721	178	34.556	215	205	16	1	2:44.465	53.177	96	38.698	83			215
3	1	1:52.241	50.069	172	29.022	189	33.150	217	215	17	1	5:00.062	3:12.163	66	56.480	70	51.419	212	
4	1	1:53.146	49.473	166	29.808	182	33.865	219	224	18	1	1:53.745	50.050	167	29.489	184	34.206	217	214
5	1	1:52.033	49.114	171	29.726	190	33.193	218	221	19	1	1:50.703	48.658	170	28.782	191	33.263	217	212
6	1	1:50.401	48.603	172	28.887	192	32.911	219	224	20	1	1:50.288	48.343	173	28.673	193	33.272	218	215
7	1	1:52.182	50.562	174	28.525	191	33.095	218	220	21	1	1:49.764	48.222	174	28.723	192	32.819	217	218
8	1	1:50.015	48.616	171	28.593	192	32.806	219	226	22	1	1:49.872	48.313	174	28.386	193	33.173	220	212
9	1	1:49.597	48.439	173	28.536	192	32.622	221	227	23	1	1:49.547	48.238	175	28.395	192	32.914	220	218
10	1	2:47.161	58.086	109	48.830	67	1:00.245	77	229	24	1	1:59.092	47.993	176	28.649	174	42.450	218	223
11	1	2:47.882	1:39.143	77	35.141	181	33.598	217	68	25	1	1:52.173	49.060	171	28.592	193	34.521	220	215
12	1	1:50.963	48.672	170	28.981	186	33.310	218	227	26	1	2:09.233	48.163	174	28.369	192	52.701	76	214
13	1	1:51.207	48.853	162	29.488	189	32.866	221	222	27	1	3:46.075	1:34.606	78	55.153	66			66
14	1	1:53.591	49.715	169	31.005	181	32.871	222	223										


93 Manuela GOSTNER , Maserati GranTurismo MC GT4, AM										theoretical besttime: 1:51.544									
Lap	D	Time	S1	V1	S2	V2	S3	V3	Vmax	Lap	D	Time	S1	V1	S2	V2	S3	V3	Vmax
1	1	2:59.573		134	33.186	145	35.853	212		14	1	3:09.369	1:12.754	78	50.316	68	1:06.299	72	220
2	1	1:55.826	52.475	160	29.691	182	33.660	217	181	15	1	3:36.860	1:40.848	64	51.784	76	1:04.228	72	68
3	1	1:55.724	50.913	150	30.213	173	34.598	217	208	16	1	2:13.926	1:09.928	148	29.989	184	34.009	214	66
4	1	1:53.624	50.624	165	29.322	188	33.678	215	213	17	1	1:53.343	50.048	163	29.527	188	33.768	215	212
5	1	1:53.663	50.343	165	29.512	183	33.808	216	220	18	1	1:52.325	49.501	163	29.289	187	33.535	217	212
6	1	1:52.982	49.738	169	29.716	185	33.528	216	215	19	1	1:52.219	49.574	165	29.352	189	33.293	215	214
7	1	1:52.206	49.461	162	29.606	189	33.139	218	229	20	1	1:51.688	49.288	166	29.248	189	33.152	216	217
8	1	1:52.349	49.677	162	29.271	190	33.401	216	214	21	1	1:56.987	51.539	167	31.934	184	33.514	217	214
9	1	2:17.839	52.924	157	33.502	133			211	22	1	1:53.955	49.692	166	29.445	175	34.818	212	220
10	1	6:31.225	5:23.124	150	32.949	150	35.152	196		23	1	1:53.127	50.221	163	29.467	175	33.439	217	215
11	1	1:55.796	51.212	153	31.001	185	33.583	216	171	24	1	2:12.000	49.157	169	29.605	184	53.238	72	220
12	1	1:57.753	51.441	158	31.167	172	35.145	217	213	25	1	3:37.001	1:35.930	75	55.141	72	1:05.930	69	71
13	1	2:03.343	53.077	140	35.945	136	34.321	215	204	26	1	2:52.701	1:14.939	143	35.650	118			71

DTM Zandvoort

Zandvoort, length 4307 m

18. - 20.08.2017

GT4 European Series Northern Cup



Lap Analysis free practice 2, 18.08.2017

-Reg.No.: 0301.17.217

94 Achim MÖRTL / Eduard ANTON , KTM X-Bow GT4, AM										theoretical besttime: 1:48.914									
Lap	D	Time	S1	V1	S2	V2	S3	V3	Vmax	Lap	D	Time	S1	V1	S2	V2	S3	V3	Vmax
1	1	2:30.510		154	32.126	164	37.951	205		14	1	5:20.438	3:29.246	66	48.734	78	1:02.458	70	
2	1	1:56.593	53.249	170	29.036	185	34.308	212	212	15	1	3:43.365	1:43.515	53	53.680	69	1:06.170	79	66
3	1	1:56.373	49.643	169	30.076	185	36.654	210	216	16	1	2:04.989	59.863	172	30.129	185	34.997	211	75
4	1	1:52.947	49.753	171	29.277	185	33.917	211	219	17	1	1:52.747	49.513	175	29.066	186	34.168	211	221
5	1	2:03.956	49.452	166	29.313	182			222	18	1	1:52.133	49.623	176	28.977	185	33.533	212	206
6	1	3:46.006	2:43.747	165	28.739	184	33.520	209		19	1	1:50.993	49.144	171	28.696	185	33.153	213	223
7	1	1:50.419	48.417	168	28.850	185	33.152	212	220	20	1	1:50.845	48.180	176	28.347	186	34.318	217	223
8	1	1:49.569	48.303	171	28.383	185	32.883	211	222	21	1	1:50.843	48.557	174	29.611	186	32.675	217	228
9	1	2:45.165	1:00.422	98	46.468	77	58.275	84	222	22	1	1:51.100	49.766	175	28.572	186	32.762	213	228
10	1	2:43.627	1:38.864	93	31.607	185	33.156	212	67	23	1	1:49.849	48.283	177	28.354	188	33.212	214	
11	1	1:49.672	48.726	173	28.288	185	32.658	212	222	24	1	1:48.998	48.122	175	28.372	187	32.504	215	224
12	1	1:50.943	48.144	175	28.532	187	34.267	209	222	25	1	3:14.024	1:25.059	66	49.041	68	59.924	79	225
13	1	2:04.052	52.111	165	28.532	185			214	26	1	2:40.439	1:35.095	101	30.469	187	34.875	199	77

111 Gabriele PIANA / Razvan UMBRADESCU , Porsche Cayman CS MR GT4, PRC theoretical besttime: 1:48.229																			
Lap	D	Time	S1	V1	S2	V2	S3	V3	Vmax	Lap	D	Time	S1	V1	S2	V2	S3	V3	Vmax
1	1	2:06.010		159	29.586	190	34.311	210		13	1	2:01.108	53.126	172	34.921	166	33.061	217	213
2	1	1:51.243	48.897	172	29.432	190	32.914	216	224	14	1	2:34.727	50.249	125	39.072	76			229
3	1	1:48.471	47.794	176	28.396	190	32.281	218	224	15	1	6:49.179	5:45.913	153	29.936	172	33.330	219	
4	1	1:49.157	47.735	173	28.696	191	32.726	217	231	16	1	1:51.528	49.363	158	28.954	191	33.211	217	223
5	1	1:49.148	48.380	159	28.418	190	32.350	217	230	17	1	1:50.239	48.670	174	28.726	191	32.843	218	227
6	1	2:05.647	48.520	175	29.803	152			230	18	1	1:52.338	50.457	165	28.690	191	33.191	217	226
7	1	2:47.503	1:44.863	173	28.665	191	33.975	218		19	1	1:49.870	48.288	175	28.833	190	32.749	217	230
8	1	1:48.768	47.552	176	28.842	190	32.374	219	231	20	1	1:49.745	48.538	176	28.476	191	32.731	218	228
9	1	1:59.799	48.906	176	29.247	190			232	21	1	2:19.050	50.846	118	35.451	134			230
10	1	6:31.219	5:28.612	172	29.112	191	33.495	215		22	1	6:52.847	5:03.611	68	49.052	65	1:00.184	79	
11	1	1:53.103	48.903	174	29.004	167	35.196	217	227	23	1	2:39.048	1:31.392	156	30.096	192	37.560	184	80
12	1	1:50.216	48.506	176	28.774	191	32.936	219	229										

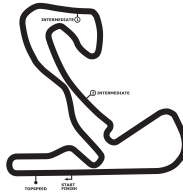
222 Nicolas LEUTWILER / Ander VILARINO , Porsche Cayman CS MR GT4, PRO theoretical besttime: 1:48.485																			
Lap	D	Time	S1	V1	S2	V2	S3	V3	Vmax	Lap	D	Time	S1	V1	S2	V2	S3	V3	Vmax
1	1	2:37.026		156	47.361	152	32.905	217		12	1	1:55.317	51.879	161	29.945	178	33.493	220	231
2	1	1:50.171	48.290	175	28.783	192	33.098	217	229	13	1	6:56.285	4:11.539	21	1:20.386	82			232
3	1	1:49.285	48.090	174	28.897	191	32.298	218	230	14	1	6:59.246	5:56.593	168	29.396	188	33.257	217	
4	1	1:49.088	47.873	175	28.765	192	32.450	221	230	15	1	1:49.915	48.083	172	29.023	189	32.809	217	225
5	1	1:49.647	48.679	176	28.585	190	32.383	221	221	16	1	1:49.801	48.092	174	28.833	190	32.876	219	228
6	1	2:04.520	47.872	168	29.028	190			233	17	1	1:56.238	51.208	158	31.551	183	33.479	219	227
7	1	4:44.385	3:43.175	176	28.821	191	32.389	218		18	1	1:49.668	48.464	172	28.496	190	32.708	219	227
8	1	2:17.869	47.691	176	28.995	189			229	19	1	1:51.207	49.768	172	28.772	190	32.667	215	228
9	1	5:11.733	4:06.182	163	31.382	173	34.169	220		20	1	1:49.407	48.153	169	28.625	190	32.629	218	227
10	1	1:51.613	49.039	128	29.569	189	33.005	217	231	21	1	3:10.256	1:16.439	80	48.094	80	1:05.723	68	213
11	1	1:49.598	48.281	176	28.601	191	32.716	218	226	22	1	2:54.367	1:38.588	91	30.607	175			72

DTM Zandvoort

Zandvoort, length 4307 m

18. - 20.08.2017

GT4 European Series Northern Cup



Topspeed free practice 2, 18.08.2017

-Reg.No.: 0301.17.217

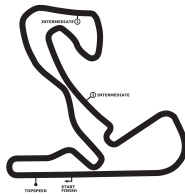
Car No.	Driver	Make	Speed km/h
10	Finlay HUTCHISON	McLaren 570s GT4	239
8	Max KOEBOLT	EKRIS M4 GT4	237
7	Jérôme DEMAY	Aston Martin Vantage GT4	236
9	Luc BRAAMS	McLaren 570s GT4	236
33	Stephen PATTRICK	McLaren 570s GT4	235
62	William MOORE	Aston Martin Vantage GT4	235
22	Jan KASPERLIK	Porsche Cayman CS MR GT4	234
222	Nicolas LEUTWILER	Porsche Cayman CS MR GT4	233
16	Bernhard LABER	Porsche Cayman CS MR GT4	232
111	Gabriele PIANA	Porsche Cayman CS MR GT4	232
71	Paolo MELONI	Maserati GranTurismo MC GT4	232
28	Freddy KREMER	Porsche Cayman CS MR GT4	231
4	Alain FERTÉ	Porsche Cayman CS MR GT4	231
60	Phil GLEW	Maserati GranTurismo MC GT4	229
77	Romy DALL'ANTONIA	Maserati GranTurismo MC GT4	229
93	Manuela GOSTNER	Maserati GranTurismo MC GT4	229
94	Achim MÖRTL	KTM X-Bow GT4	228
11	Ivan VLACHKOV	Sin Cars Sin R1 GT4	227
14	Eike ANGERMAYR	KTM X-Bow GT4	226
64	Mads SILJEHAUG	KTM X-Bow GT4	226
76	Giuseppe GHEZZI	Porsche 911(997) GT4	226
54	Benjamin MAZATIS	KTM X-Bow GT4	225
26	Nyls STIEVENART	Ginetta G55 GT4	224
51	Peter LARSEN	Ginetta G55 GT4	223
44	Marylin NIEDERHAUSER	KTM X-Bow GT4	223
74	Laura KRAIHAMER	KTM X-Bow GT4	223
34	Willem MEIJER	KTM X-Bow GT4	223
75	Dario CERATI	Porsche 911(997) GT4	222
65	Alain GRAND	Ginetta G55 GT4	220
24	Emil WESTMAN	KTM X-Bow GT4	220
55	Hakan RICKNAS	Porsche Cayman CS MR GT4	219

DTM Zandvoort

Zandvoort, length 4307 m

18. - 20.08.2017

GT4 European Series Northern Cup



Best Sector Times free practice 2

-Reg.No.: 0301.17.217

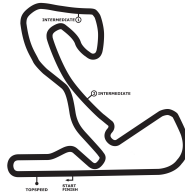
Pos.	sector 1			sector 2			sector 3			theoretical and best lap time				
	No	Driver	Time	No	Driver	Time	No	Driver	Time	No	Driver	theoretical	Best	Pos
1	60	GLEW-FAGG	46.748	60	GLEW-FAGG	27.925	60	GLEW-FAGG	31.648	60	GLEW-FAGG	1:46.321	1:47.005	1
2	10	HUTCHISON-MÓR	46.872	64	SILJEHAUG-VANDE	27.982	26	STIEVENART-AYAR	31.787	10	HUTCHISON-MÓR	1:47.052	1:47.564	2
3	8	KOEBOLT-VAN DER	47.127	10	HUTCHISON-MÓR	28.045	74	KRAIHAMER-FREIBI	31.972	26	STIEVENART-AYAR	1:47.201	1:47.797	3
4	26	STIEVENART-AYAR	47.260	34	MEIJER-MARIONEC	28.100	64	SILJEHAUG-VANDE	32.003	64	SILJEHAUG-VANDE	1:47.461	1:48.272	9
5	9	BRAAMS-HUISMAN	47.261	26	STIEVENART-AYAR	28.154	14	ANGERMAYR-KOFL	32.107	14	ANGERMAYR-KOFL	1:47.636	1:48.027	5
6	14	ANGERMAYR-KOFL	47.329	14	ANGERMAYR-KOFL	28.200	10	HUTCHISON-MÓR	32.135	34	MEIJER-MARIONEC	1:47.702	1:48.198	7
7	34	MEIJER-MARIONEC	47.413	62	MOORE-JONES	28.206	34	MEIJER-MARIONEC	32.189	8	KOEBOLT-VAN DER	1:47.706	1:48.659	13
8	64	SILJEHAUG-VANDE	47.476	8	KOEBOLT-VAN DER	28.243	9	BRAAMS-HUISMAN	32.193	74	KRAIHAMER-FREIBI	1:47.747	1:47.810	4
9	62	MOORE-JONES	47.479	74	KRAIHAMER-FREIBI	28.253	54	MAZATIS-MACBETH	32.228	9	BRAAMS-HUISMAN	1:47.783	1:48.209	8
10	74	KRAIHAMER-FREIBI	47.522	54	MAZATIS-MACBETH	28.282	62	MOORE-JONES	32.258	62	MOORE-JONES	1:47.943	1:48.174	6
11	111	PIANA-UMBRARESC	47.552	94	MÖRTL-ANTON	28.288	111	PIANA-UMBRARESC	32.281	111	PIANA-UMBRARESC	1:48.229	1:48.471	10
12	33	PATRICK-MEYRICI	47.627	24	WESTMAN-SLADEC	28.326	22	KASPERLIK-VIEBAF	32.294	54	MAZATIS-MACBETH	1:48.329	1:48.650	12
13	222	LEUTWILER-VILARII	47.691	9	BRAAMS-HUISMAN	28.329	222	LEUTWILER-VILARII	32.298	33	PATRICK-MEYRICI	1:48.481	1:48.605	11
14	54	MAZATIS-MACBETH	47.819	33	PATRICK-MEYRICI	28.344	8	KOEBOLT-VAN DER	32.336	222	LEUTWILER-VILARII	1:48.485	1:49.088	16
15	4	FERTÉ-DEMOUSTIE	47.858	77	DALL'ANTONIA-FAS	28.369	65	GRAND-MOUREU	32.469	24	WESTMAN-SLADEC	1:48.855	1:49.023	15
16	24	WESTMAN-SLADEC	47.986	111	PIANA-UMBRARESC	28.396	94	MÖRTL-ANTON	32.504	94	MÖRTL-ANTON	1:48.914	1:48.998	14
17	77	DALL'ANTONIA-FAS	47.993	76	GHEZZI-MENGOZZI	28.481	33	PATRICK-MEYRICI	32.510	77	DALL'ANTONIA-FAS	1:48.984	1:49.547	19
18	22	KASPERLIK-VIEBAF	48.014	222	LEUTWILER-VILARII	28.496	24	WESTMAN-SLADEC	32.543	22	KASPERLIK-VIEBAF	1:49.015	1:49.426	18
19	7	DEMAY-STANLEY	48.120	4	FERTÉ-DEMOUSTIE	28.568	71	MELONI-TRESOLDI	32.600	4	FERTÉ-DEMOUSTIE	1:49.273	1:49.396	17
20	94	MÖRTL-ANTON	48.122	7	DEMAY-STANLEY	28.591	77	DALL'ANTONIA-FAS	32.622	7	DEMAY-STANLEY	1:49.639	1:49.733	20
21	16	LABER-DANNER	48.341	44	NIEDERHAUSER-SC	28.621	76	GHEZZI-MENGOZZI	32.779	16	LABER-DANNER	1:49.971	1:49.971	21
22	44	NIEDERHAUSER-SC	48.363	71	MELONI-TRESOLDI	28.625	4	FERTÉ-DEMOUSTIE	32.847	44	NIEDERHAUSER-SC	1:50.019	1:51.549	26
23	51	LARSEN-ROSEN	48.437	65	GRAND-MOUREU	28.644	51	LARSEN-ROSEN	32.913	51	LARSEN-ROSEN	1:50.046	1:50.130	22
24	76	GHEZZI-MENGOZZI	48.841	16	LABER-DANNER	28.645	7	DEMAY-STANLEY	32.928	76	GHEZZI-MENGOZZI	1:50.101	1:50.220	23
25	71	MELONI-TRESOLDI	48.974	11	VLACHKOV I.	28.680	16	LABER-DANNER	32.985	65	GRAND-MOUREU	1:50.150	1:50.414	25
26	65	GRAND-MOUREU	49.037	51	LARSEN-ROSEN	28.696	44	NIEDERHAUSER-SC	33.035	71	MELONI-TRESOLDI	1:50.199	1:50.238	24
27	93	GOSTNER M.	49.157	22	KASPERLIK-VIEBAF	28.707	11	VLACHKOV I.	33.088	11	VLACHKOV I.	1:51.178	1:51.698	28
28	11	VLACHKOV I.	49.410	93	GOSTNER M.	29.248	28	KREMER-SCHMIDT	33.128	93	GOSTNER M.	1:51.544	1:51.688	27
29	28	KREMER-SCHMIDT	49.609	28	KREMER-SCHMIDT	29.303	93	GOSTNER M.	33.139	28	KREMER-SCHMIDT	1:52.040	1:52.165	29
30	75	CERATI-FONDI	51.484	55	RICKNAS-SODERHC	29.575	55	RICKNAS-SODERHC	34.008	55	RICKNAS-SODERHC	1:55.340	1:56.889	30
31	55	RICKNAS-SODERHC	51.757	75	CERATI-FONDI	29.980	75	CERATI-FONDI	35.055	75	CERATI-FONDI	1:56.519	1:57.136	31
32	20	KOVAC-SCHUMACH	00.000	20	KOVAC-SCHUMACH	00.000	20	KOVAC-SCHUMACH	00.000	20	KOVAC-SCHUMACH	00.000	00.000	0

DTM Zandvoort

Zandvoort, length 4307 m

18. - 20.08.2017


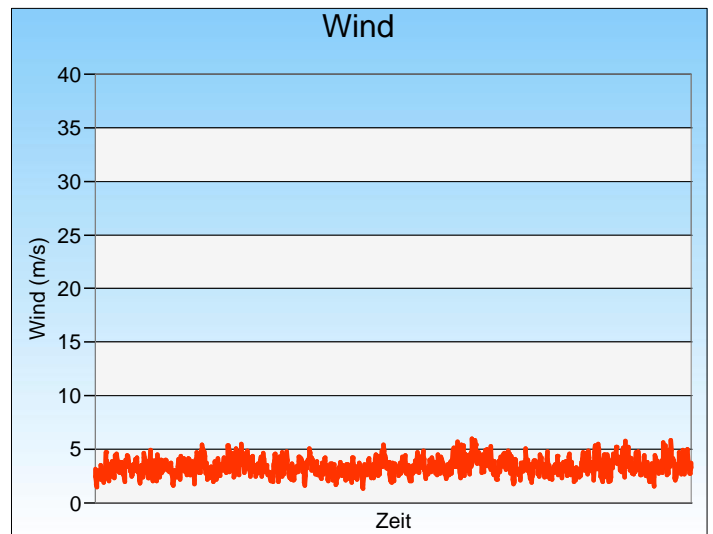
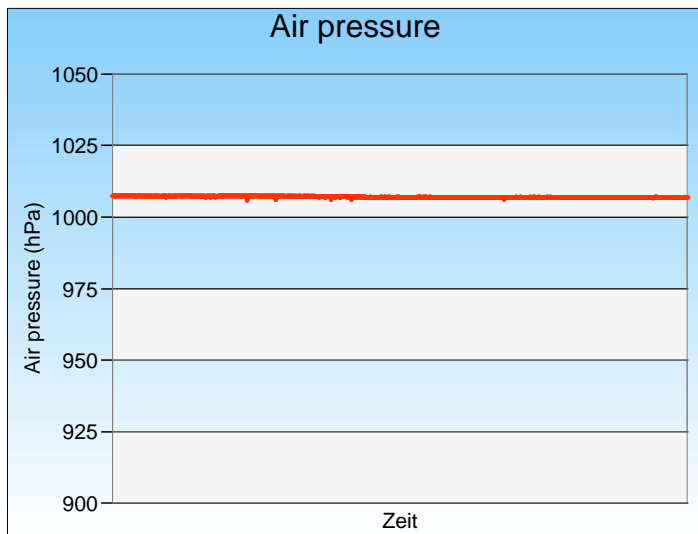
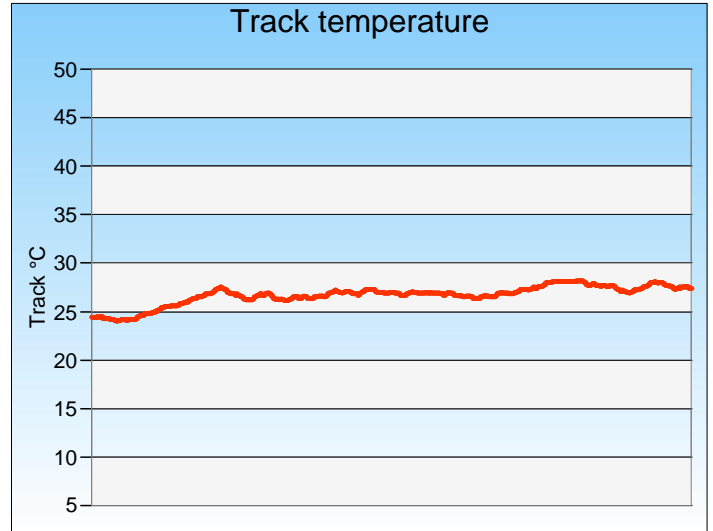
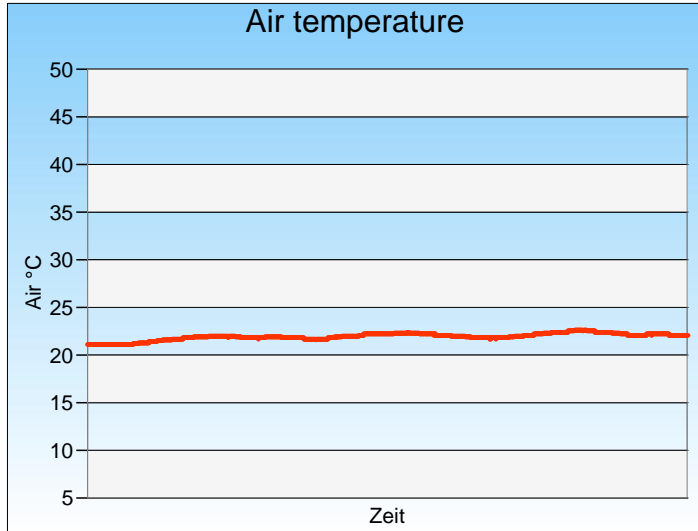
GT4 European Series Northern Cup



Weather free practice 2

-Reg.No.: 0301.17.217

18.08.2017, 15:40:00 - 16:40:00



Weather:

sunny/cloudy

