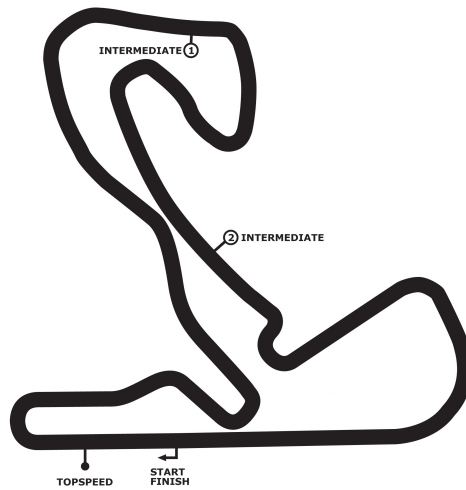




DTM Zandvoort

free practice 1



Zandvoort 4307 m

18. - 20.08.2017

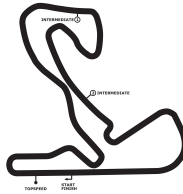


DTM Zandvoort

Zandvoort, length 4307 m

18. - 20.08.2017

GT4 European Series Northern Cup



Result free practice 1, 18.08.2017

Rk	No.	Cl	Driver	Nat.	Entrant	Car	laps	Besttime	GAP	km/h
1	60	SIL	Phil GLEW Charlie FAGG	GBR GBR	Ebor GT Motorsport	Maserati GranTurismo MC GT	16	1:47.718		143.943
2	10	SIL	Finlay HUTCHISON Csaba MÓR	GBR HUN	Equipe Verschuur	McLaren 570s GT4	14	1:48.641	00.923	142.720
3	8	SIL	Max KOEBOLT Ricardo VAN DER ENDE	NLD NLD	Ekris Motorsport	EKRIS M4 GT4	19	1:48.879	01.161	142.408
4	26	PRO	Nyls STIEVENART Soheil AYARI	FRA FRA	CMR	Ginetta G55 GT4	18	1:48.881	01.163	142.405
5	14	SIL	Eike ANGERMAYR Reinhard KOFLER	AUT AUT	RYS Team KTM	KTM X-Bow GT4	18	1:48.941	01.223	142.327
6	62	SIL	William MOORE Matt Nicoll JONES	GBR GBR	Academy Motorsport	Aston Martin Vantage GT4	17	1:49.076	01.358	142.150
7	111	PRO	Gabriele PIANA Razvan UMBRADESCU	ITA ROU	RN Vision STS	Porsche Cayman CS MR GT4	19	1:49.093	01.375	142.128
8	112	SIL	Pavel LEFTEROV John-Louis JASPER	BGR DEU	RN Vision STS	Porsche Cayman CS MR GT4	18	1:49.335	01.617	141.814
9	64	SIL	Mads SILJEHAUG Jamie VANDENBALCK	NOR BEL	RYS Team InterNetX	KTM X-Bow GT4	13	1:49.422	01.704	141.701
10	9	PRO	Luc BRAAMS Duncan HUISMAN	NLD NLD	Las Moras Racing	McLaren 570s GT4	12	1:49.537	01.819	141.552
11	34	SIL	Willem MEIJER Lennart MARIONECK	NLD DEU	RYS Team Kiska	KTM X-Bow GT4	3	1:49.726	02.008	141.308
12	222	PRO	Nicolas LEUTWILER Ander VILARINO	CHE ESP	TFT Racing	Porsche Cayman CS MR GT4	17	1:49.761	02.043	141.263
13	33	PRO	Stephen PATTRICK Andrew James MEYRICK	GBR GBR	Bullitt Racing	McLaren 570s GT4	19	1:49.920	02.202	141.059
14	54	PRO	Benjamin MAZATIS August MACBETH	DEU USA	RYS Team Pankl	KTM X-Bow GT4	18	1:50.091	02.373	140.840
15	74	SIL	Laura KRAIHAMER Cedric FREIBURGHaus	AUT CHE	RYS Team True Racing	KTM X-Bow GT4	17	1:50.239	02.521	140.651
16	16	PRO	Bernhard LABER Christian DANNER	DEU DEU	Momo Megatron Team Patrax	Porsche Cayman CS MR GT4	14	1:50.541	02.823	140.267
17	22	PRO	Jan KASPERLIK Jörg VIEBAHN	DEU DEU	Allied-Racing	Porsche Cayman CS MR GT4	17	1:50.617	02.899	140.170
18	65	AM	Alain GRAND Didier MOUREU	FRA FRA	CMR	Ginetta G55 GT4	18	1:50.659	02.941	140.117
19	4	PRO	Alain FERTÉ Grégoire DEMOUSTIER	FRA FRA	Energy by ART	Porsche Cayman CS MR GT4	10	1:51.174	03.456	139.468
20	24	SIL	Emil WESTMAN Samuel SLADECKA	FIN SVK	RYS Team Holinger	KTM X-Bow GT4	16	1:51.456	03.738	139.115
21	51	AM	Peter LARSEN Johan ROSEN	DNK SWE	Primus Racing	Ginetta G55 GT4	14	1:51.515	03.797	139.041
22	94	AM	Achim MÖRTL Eduard ANTON	AUT ROU	RYS Team Schönramer / Racecom	KTM X-Bow GT4	16	1:52.353	04.635	138.004

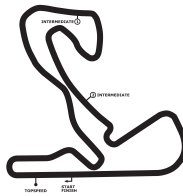


DTM Zandvoort

Zandvoort, length 4307 m

18. - 20.08.2017

GT4 European Series Northern Cup



Result free practice 1, 18.08.2017

Rk	No.	Cl	Driver	Nat.	Entrant	Car	laps	Besttime	GAP	km/h
23	76	AM	Giuseppe GHEZZI Manuele MENGOZZI	ITA ITA	Autorlando Sport	Porsche 911(997) GT4	19	1:52.568	04.850	137.741
24	28	AM	Freddy KREMER Detlef SCHMIDT	DEU DEU	Allied-Racing	Porsche Cayman CS MR GT4	17	1:53.097	05.379	137.096
25	71	SIL	Paolo MELONI Massimiliano TRESOLDI	ITA ITA	Scuderia Villorba Corse	Maserati GranTurismo MC G1	16	1:53.506	05.788	136.602
26	77	AM	Romy DALL'ANTONIA Giuseppe FASCICOLO	ITA ITA	Scuderia Villorba Corse	Maserati GranTurismo MC G1	17	1:53.511	05.793	136.596
27	44	SIL	Marylin NIEDERHAUSER Naomi SCHIFF	CHE ZAF	RYS Team WP	KTM X-Bow GT4	12	1:53.630	05.912	136.453
28	93	AM	Manuela GOSTNER	ITA	Scuderia Villorba Corse	Maserati GranTurismo MC G1	19	1:54.805	07.087	135.057
29	7	SIL	Jérôme DEMAY Micah STANLEY	FRA MCO	Street Art Racing	Aston Martin Vantage GT4	14	1:55.052	07.334	134.767
30	75	AM	Dario CERATI Maurizio FONDI	ITA ITA	Autorlando Sport	Porsche 911(997) GT4	16	1:57.384	09.666	132.090
31	20	AM	Franjo KOVAC Cora SCHUMACHER	HRV DEU	Besagroup Racing Team	Porsche Cayman CS MR GT4	16	1:59.870	12.152	129.350
32	11	AM	Ivan VLACHKOV	BGR	Sofia Car Motorsport	Sin Cars Sin R1 GT4	14	2:01.771	14.053	127.331
33	55	AM	Hakan RICKNAS Marcus SODERHOLM	SWE SWE	Ricknaes Motorsport	Porsche Cayman CS MR GT4	5	2:03.992	16.274	125.050

Issued:

Race Director

Timekeeper:

subject to final scrutineering

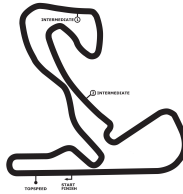


DTM Zandvoort

Zandvoort, length 4307 m

18. - 20.08.2017

GT4 European Series Northern Cup



Lap by Lap free practice 1, 18.08.2017

4 Alain FERTÉ , Porsche Cayman CS MR GT4 PRO / FRA															
1	6:09.908	2	3:52.981	3	16:28.520	4	1:51.263	5	1:51.174	6	1:51.399	7	1:51.284	pit	2:11.380
9	6:41.586	pit	2:28.089												

7 Jérôme DEMAY , Aston Martin Vantage GT4 SIL / FRA															
1	3:15.252	2	2:11.673	3	2:01.323	4	2:03.945	5	1:59.125	6	1:58.609	pit	2:11.751	8	7:58.881
9	1:55.052	10	2:06.020	pit	2:27.377	12	8:22.551	pit	2:12.210	pit	6:33.467				

8 Max KOEBOLT , EKRS M4 GT4 SIL / NLD															
1	2:11.112	pit	2:07.729	3	3:09.637	4	1:58.600	5	1:51.306	6	1:49.982	7	1:50.439	pit	2:42.663
9	5:27.378	10	1:49.329	11	1:48.907	12	1:50.687	13	1:48.899	14	1:48.910	pit	2:02.888	16	3:43.572
17	1:48.879	18	1:49.064	pit	2:04.600										

9 Luc BRAAMS , McLaren 570s GT4 PRO / NLD															
pit	15:12.599	2	8:04.083	3	1:51.100	4	1:49.537	pit	2:03.047	6	5:12.065	7	2:03.157	8	1:56.701
9	1:54.883	10	1:57.353	11	1:54.329	pit	3:11.918								

10 Finlay HUTCHISON , McLaren 570s GT4 SIL / GBR															
1	5:05.930	2	3:44.223	pit	7:35.353	4	6:52.149	5	1:51.476	6	1:50.751	7	1:48.641	pit	2:03.351
9	4:05.864	10	1:53.050	11	1:52.434	12	1:49.765	13	1:50.500	pit	2:12.899				

11 Ivan VLACHKOV , Sin Cars Sin R1 GT4 AM / BGR															
1	6:04.211	2	2:12.000	3	2:08.216	4	2:08.288	5	2:04.692	pit	2:49.403	7	7:41.168	8	2:08.434
9	2:07.411	10	2:08.906	pit	2:23.954	12	7:27.412	13	2:01.771	pit	3:04.627				

14 Eike ANGERMAYR , KTM X-Bow GT4 SIL / AUT															
1	2:27.515	2	1:56.423	3	1:54.978	4	1:57.659	pit	2:01.861	6	4:02.217	pit	2:27.078	8	7:28.537
9	1:50.823	10	1:50.724	11	1:54.360	12	1:51.747	13	1:53.272	14	1:54.039	15	1:48.941	16	1:57.028
pit	2:04.108	pit	3:45.349												

16 Bernhard LABER , Porsche Cayman CS MR GT4 PRO / DEU															
1	6:25.103	2	1:56.079	3	1:51.416	4	1:52.813	5	1:52.058	pit	2:23.575	7	8:56.334	8	1:52.136
9	1:50.541	pit	2:04.964	11	8:14.640	12	1:58.032	13	1:55.302	pit	2:37.123				

20 Franjo KOVAC , Porsche Cayman CS MR GT4 AM / HRV															
1	3:51.295	2	2:09.577	pit	2:28.350	4	4:23.289	5	2:00.397	pit	2:45.164	7	6:29.003	8	1:59.870
9	2:08.339	10	2:09.466	11	2:00.304	pit	2:18.451	13	5:16.579	14	2:08.716	15	2:09.006	pit	3:05.873

22 Jan KASPERLIK , Porsche Cayman CS MR GT4 PRO / DEU															
1	3:11.315	2	1:58.569	3	1:55.091	4	1:53.461	pit	2:03.051	6	3:31.851	pit	2:37.767	8	6:29.634
9	1:51.905	10	1:51.439	pit	2:05.475	12	6:08.561	13	1:54.473	14	1:51.676	15	1:51.442	16	1:50.617
pit	2:36.414														

24 Emil WESTMAN , KTM X-Bow GT4 SIL / FIN															
1	4:23.122	2	2:00.370	3	1:54.618	4	1:56.326	5	1:53.661	6	1:53.116	pit	2:30.827	8	7:41.724
9	1:57.661	10	2:01.987	pit	2:10.165	12	6:29.020	13	1:52.042	14	1:53.693	15	1:51.456	pit	2:25.111

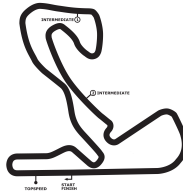
26 Nyls STIEVENART , Ginetta G55 GT4 PRO / FRA															
1	3:09.905	2	1:56.324	3	1:51.613	4	1:49.690	5	1:48.881	6	1:50.888	pit	2:02.374	8	9:58.854
9	1:52.750	pit	2:02.843	11	3:29.846	12	1:52.314	13	1:52.723	14	1:51.432	15	1:50.138	16	1:53.199

DTM Zandvoort

Zandvoort, length 4307 m

18. - 20.08.2017

GT4 European Series Northern Cup



Lap by Lap free practice 1, 18.08.2017

17	1:48.901	pit	2:22.168																
----	----------	-----	----------	--	--	--	--	--	--	--	--	--	--	--	--	--	--	--	--

28 Freddy KREMER , Porsche Cayman CS MR GT4 AM / DEU

1	3:33.574	2	2:00.141	3	1:56.104	4	1:55.144	5	1:55.280	6	1:53.280	7	1:54.843	pit	2:37.415
9	5:55.783	10	1:54.421	11	1:55.121	12	1:53.097	pit	2:12.089	14	6:06.379	15	1:55.141	16	1:57.174
pit	2:38.961														

33 Stephen PATTRICK , McLaren 570s GT4 PRO / GBR

1	3:09.157	2	1:52.989	3	1:51.699	4	1:50.449	5	1:49.920	6	1:50.616	7	1:49.939	pit	2:19.960
9	7:47.022	10	1:59.150	pit	2:18.179	12	3:34.553	13	1:57.573	14	2:01.577	15	1:56.732	16	1:56.960
17	1:57.755	18	1:54.098	pit	3:03.241										

34 Willem MEIJER , KTM X-Bow GT4 SIL / NLD

pit	4:33.140	2	7:03.501	3	1:49.726										
-----	----------	---	----------	---	-----------------	--	--	--	--	--	--	--	--	--	--

44 Marylin NIEDERHAUSER , KTM X-Bow GT4 SIL / CHE

1	8:12.501	2	1:56.238	3	1:55.736	4	1:53.630	5	12:36.620	6	2:03.042	7	1:57.058	8	1:55.459
pit	2:20.373	10	4:22.091	11	2:02.591	12	1:58.065								

51 Peter LARSEN , Ginetta G55 GT4 AM / DNK

1	8:33.085	2	1:52.315	3	1:51.515	pit	2:04.921	5	9:36.875	6	1:58.653	pit	2:08.242	8	4:50.344
9	2:00.079	10	1:54.136	11	1:53.906	12	1:56.821	13	1:52.309	pit	2:29.140				

54 Benjamin MAZATIS , KTM X-Bow GT4 PRO / DEU

1	3:08.672	2	2:02.349	3	1:57.646	4	1:51.886	pit	2:06.740	6	3:27.153	pit	2:40.023	8	6:15.014
9	1:53.134	10	1:53.901	11	1:55.368	12	1:54.719	13	1:51.165	14	1:56.757	pit	2:08.329	16	3:36.994
17	1:50.091	pit	2:20.232												

55 Hakan RICKNAS , Porsche Cayman CS MR GT4 AM / SWE

1	24:23.462	pit	2:13.422	3	4:58.215	4	2:03.992	pit	3:21.705						
---	-----------	-----	----------	---	----------	---	-----------------	-----	----------	--	--	--	--	--	--

60 Phil GLEW , Maserati GranTurismo MC GT4 SIL / GBR

1	4:43.116	2	1:51.228	3	1:47.718	4	1:50.734	5	1:51.276	6	1:48.205	pit	2:05.319	8	8:08.849
9	1:52.842	10	1:50.560	11	1:50.047	12	1:49.874	13	1:48.135	pit	2:06.394	15	7:36.287	pit	2:20.780

62 William MOORE , Aston Martin Vantage GT4 SIL / GBR

1	2:38.207	2	1:55.376	3	1:52.156	4	1:52.333	5	1:51.365	6	1:51.570	pit	2:03.641	8	9:08.054
9	1:49.860	10	1:49.076	pit	2:05.328	12	3:37.006	13	1:57.591	14	1:52.725	pit	2:14.093	16	4:41.860
pit	2:46.946														

64 Mads SILJEHAUG , KTM X-Bow GT4 SIL / NOR

pit	3:39.824	pit	11:57.350	3	7:51.779	4	1:49.602	5	1:51.378	6	1:50.597	7	1:50.901	8	1:49.422
9	1:54.321	10	1:54.827	pit	2:04.684	12	3:59.660	pit	2:25.475						

65 Alain GRAND , Ginetta G55 GT4 AM / FRA

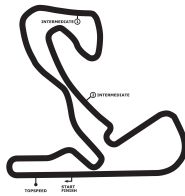
1	3:17.338	2	2:00.016	3	1:54.321	4	1:53.123	5	1:51.502	6	1:52.075	7	1:50.928	pit	2:50.323
9	7:06.354	10	1:50.659	pit	2:17.958	12	5:31.750	13	1:57.945	14	1:55.532	15	1:55.474	16	1:57.478
17	1:54.444	pit	3:02.823												

DTM Zandvoort

Zandvoort, length 4307 m

18. - 20.08.2017

GT4 European Series Northern Cup



Lap by Lap free practice 1, 18.08.2017

71 Paolo MELONI , Maserati GranTurismo MC GT4 SIL / ITA															
1	4:03.000	2	2:09.729	3	2:10.693	4	1:57.128	5	1:58.208	6	1:53.660	pit	2:31.924	8	7:10.051
9	1:53.506	10	2:00.847	pit	2:18.144	12	6:00.569	13	2:03.735	14	2:05.946	15	1:57.655	pit	2:31.868

74 Laura KRAIHAMER , KTM X-Bow GT4 SIL / AUT															
1	4:00.057	2	2:04.056	3	1:54.875	4	1:53.072	5	1:50.239	pit	1:58.242	7	10:33.993	8	1:51.209
9	1:54.079	10	1:55.176	11	1:51.970	12	1:50.481	pit	2:00.049	14	3:58.931	15	1:55.195	16	1:53.016
pit	2:53.754														

75 Dario CERATI , Porsche 911(997) GT4 AM / ITA															
1	3:37.451	2	2:08.593	3	2:02.460	4	2:00.825	5	2:02.477	pit	2:10.903	7	9:13.984	8	1:57.384
9	1:59.748	pit	2:09.688	11	4:06.596	12	2:03.888	13	2:00.076	14	2:01.541	pit	2:16.161	pit	4:22.813

76 Giuseppe GHEZZI , Porsche 911(997) GT4 AM / ITA															
1	3:24.579	2	1:59.978	3	1:54.670	4	1:53.565	pit	2:09.443	6	3:08.425	pit	2:36.879	8	6:54.810
9	1:58.512	10	1:56.668	11	1:58.200	12	1:56.386	13	1:55.619	14	1:54.690	15	1:53.518	16	1:57.469
17	1:52.568	18	1:53.084	pit	2:51.674										

77 Romy DALL'ANTONIA , Maserati GranTurismo MC GT4 AM / ITA															
1	3:36.464	2	2:16.239	3	2:01.554	4	2:01.118	5	1:59.625	6	1:57.227	pit	2:30.281	8	7:29.938
9	1:53.511	pit	2:09.051	11	4:42.616	12	2:05.966	13	1:58.166	14	1:55.042	15	1:54.761	16	1:54.265
pit	2:15.831														

93 Manuela GOSTNER , Maserati GranTurismo MC GT4 AM / ITA															
1	3:52.866	2	2:07.705	3	2:01.497	4	2:02.443	5	2:05.132	6	2:01.325	pit	2:27.392	8	7:52.516
9	2:00.951	10	2:01.115	11	1:59.316	12	1:59.315	13	1:59.084	14	1:57.948	15	1:58.973	16	1:54.805
17	1:56.394	18	1:56.953	pit	3:03.462										

94 Achim MÖRTL , KTM X-Bow GT4 AM / AUT															
1	3:15.934	2	2:03.252	3	1:55.578	pit	2:04.361	5	4:34.683	pit	2:06.121	7	8:00.095	8	1:53.221
9	1:52.353	10	1:54.225	pit	2:09.898	12	4:43.430	13	1:57.426	14	1:53.937	15	1:53.454	pit	2:13.600

111 Gabriele PIANA , Porsche Cayman CS MR GT4 PRO / ITA															
1	2:32.678	2	1:56.967	3	1:51.214	4	1:51.647	5	1:50.388	6	1:49.093	7	1:49.363	pit	2:04.913
9	7:27.133	10	1:54.739	11	1:55.303	12	1:55.783	13	1:53.977	14	1:51.833	15	1:56.554	pit	2:11.115
17	3:40.025	18	1:54.681	pit	2:20.784										

112 Pavel LEFTEROV , Porsche Cayman CS MR GT4 SIL / BGR															
1	2:35.070	2	1:54.264	3	1:53.356	4	1:53.316	5	1:51.731	6	1:50.603	7	1:51.971	pit	2:02.972
9	7:13.492	10	1:49.366	11	1:49.335	pit	2:05.872	13	3:47.425	14	1:55.122	15	1:55.372	16	1:57.081
17	1:51.008	18	1:51.394												

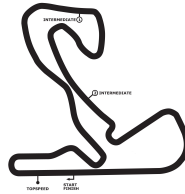
222 Nicolas LEUTWILER , Porsche Cayman CS MR GT4 PRO / CHE															
1	2:32.416	2	1:52.718	3	1:51.748	4	1:50.990	5	1:49.789	6	1:49.787	pit	2:02.643	8	9:56.313
9	1:50.179	10	1:52.866	11	1:55.647	12	1:54.682	13	1:49.761	14	1:50.574	pit	2:03.750	16	5:24.930
17	2:22.761														

DTM Zandvoort

Zandvoort, length 4307 m

18. - 20.08.2017

GT4 European Series Northern Cup



Lap Analysis free practice 1, 18.08.2017

4 Alain FERTÉ / Grégoire DEMOUSTIER , Porsche Cayman CS MR GT4, PRO theoretical besttime:

Lap	D	Time	S1	V1	S2	V2	S3	V3	Vmax	Lap	D	Time	S1	V1	S2	V2	S3	V3	Vmax
1	1	6:09.908								6	1	1:51.399							
2	1	3:52.981								7	1	1:51.284							
3	1	16:28.520								8	1	2:11.380							
4	1	1:51.263								9	1	6:41.586							
5	1	1:51.174								10	1	2:28.089							

7 Jérôme DEMAY / Micah STANLEY , Aston Martin Vantage GT4, SIL theoretical besttime: 1:55.048

Lap	D	Time	S1	V1	S2	V2	S3	V3	Vmax	Lap	D	Time	S1	V1	S2	V2	S3	V3	Vmax
1	1	3:15.252		142	38.886	162	40.417	207		8	1	7:58.881	6:53.871	167	30.265	193	34.745	215	
2	1	2:11.673	1:00.568	151	33.818	159	37.287	214	194	9	1	1:55.052	51.874	171	29.368	195	33.810	218	204
3	1	2:01.323	53.708	164	31.513	190	36.102	212	224	10	1	2:06.020	52.693	87	30.715	196	42.612	115	221
4	1	2:03.945	56.892	160	31.294	190	35.759	215	227	11	1	2:27.377	58.452	161	32.251	148			168
5	1	1:59.125	52.796	167	30.857	192	35.472	215	201	12	1	8:22.551	7:10.671	147	34.086	177	37.794	212	
6	1	1:58.609	53.208	166	30.898	193	34.503	217	212	13	1	2:12.210	53.306	166	30.529	192			217
7	1	2:11.751	51.870	168	30.405	193			211	14	1	6:33.467	4:34.484	102	40.937	93			

8 Max KOEBOLT / Ricardo VAN DER ENDE , EKRS M4 GT4, SIL theoretical besttime: 1:48.258

Lap	D	Time	S1	V1	S2	V2	S3	V3	Vmax	Lap	D	Time	S1	V1	S2	V2	S3	V3	Vmax
1	1	2:11.112		116	30.073	118	35.624	121		11	1	1:48.907	47.500	117	28.477	119	32.930	122	123
2	1	2:07.729	53.251	117	29.414	118		100	119	12	1	1:50.687	48.598	117	28.359	119	33.730	120	121
3	1	3:09.637	2:06.783	116	29.148	119	33.706	122	100	13	1	1:48.899	47.950	117	28.438	119	32.511	122	121
4	1	1:58.600	49.542	117	32.946	109	36.112	122	122	14	1	1:48.910	47.661	117	28.457	119	32.792	119	123
5	1	1:51.306	49.181	117	28.956	119	33.169	122	122	15	1	2:02.888	49.543	117	28.764	119		100	120
6	1	1:49.982	48.671	117	28.359	119	32.952	122	123	16	1	3:43.572	2:42.165	117	28.598	119	32.809	122	
7	1	1:50.439	48.505	117	28.441	119	33.493	122	123	17	1	1:48.879	47.563	117	28.247	119	33.069	122	123
8	1	2:42.663	58.606	113	36.354	111		100	123	18	1	1:49.064	47.641	117	28.334	119	33.089	122	123
9	1	5:27.378	4:23.656	114	29.933	117	33.789	122		19	1	2:04.600	52.545	114	28.892	119		100	123
10	1	1:49.329	48.153	117	28.502	119	32.674	122	122										

9 Luc BRAAMS / Duncan HUISMAN , McLaren 570s GT4, PRO theoretical besttime: 1:49.358

Lap	D	Time	S1	V1	S2	V2	S3	V3	Vmax	Lap	D	Time	S1	V1	S2	V2	S3	V3	Vmax
1	1	15:12.599		146	32.564	116				7	1	2:03.157	55.013	150	31.009	187	37.135	206	140
2	1	8:04.083	7:01.091	169	29.199	183	33.793	210		8	1	1:56.701	52.267	167	29.891	188	34.543	212	211
3	1	1:51.100	49.025	171	28.464	192	33.611	212	221	9	1	1:54.883	51.496	169	29.029	190	34.358	215	212
4	1	1:49.537	48.056	175	28.643	191	32.838	217	226	10	1	1:57.353	51.493	140	31.591	186	34.269	216	226
5	1	2:03.047	48.426	175	28.555	192			230	11	1	1:54.329	50.620	158	29.798	188	33.911	216	212
6	1	5:12.065	4:01.899	152	32.787	185	37.379	211		12	1	3:11.918	1:06.439	103	40.397	113			216

10 Finlay HUTCHISON / Csaba MÓR , McLaren 570s GT4, SIL theoretical besttime: 1:48.420

Lap	D	Time	S1	V1	S2	V2	S3	V3	Vmax	Lap	D	Time	S1	V1	S2	V2	S3	V3	Vmax
1	1	5:05.930								8	1	2:03.351	49.395	117	29.219	119		100	122
2	1	3:44.223								9	1	4:05.864	2:59.069	114	31.845	117	34.950	121	100
3	1	7:35.353	5:59.316	117	31.864	111		100		10	1	1:53.050	50.116	116	29.375	119	33.559	122	122
4	1	6:52.149	5:48.808	116	29.305	118	34.036	122		11	1	1:52.434	50.005	117	28.975	119	33.454	122	119
5	1	1:51.476	50.037	117	28.230	119	33.209	122	121	12	1	1:49.765	48.479	117	28.324	119	32.962	122	122
6	1	1:50.751	49.469	117	28.183	119	33.099	122	120	13	1	1:50.500	49.151	117	28.687	119	32.662	122	122
7	1	1:48.641	47.575	117	28.281	119	32.785	122	123	14	1	2:12.899	48.227	117	28.715	119		100	123

11 Ivan VLACHKOV , Sin Cars Sin R1 GT4, AM theoretical besttime: 2:01.428

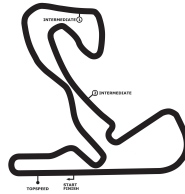
Lap	D	Time	S1	V1	S2	V2	S3	V3	Vmax	Lap	D	Time	S1	V1	S2	V2	S3	V3	Vmax
1	1	6:04.211		121	36.389	134	40.817	191		8	1	2:08.434	55.209	150	35.241	140	37.984	193	175
2	1	2:12.000	58.164	133	35.451	169	38.385	189	165	9	1	2:07.411	57.137	157	31.812	186	38.462	177	166
3	1	2:08.216	58.283	154	33.248	162	36.685	208	180	10	1	2:08.906	59.629	141	32.163	169	37.114	205	156
4	1	2:08.288	57.259	156	32.183	171	38.846	207	189	11	1	2:23.954	58.446	132	33.384	160			183
5	1	2:04.692	56.192	158	32.766	170	35.734	212	203	12	1	7:27.412	6:20.701	153	31.375	177	35.336	212	
6	1	2:49.403	1:06.509	108	41.686	109			203	13	1	2:01.771	55.307	151	31.437	160	35.027	213	202
7	1	7:41.168	6:32.083	151	32.435	169	36.650	188		14	1	3:04.627	55.026	92	46.812	76			214

DTM Zandvoort

Zandvoort, length 4307 m

18. - 20.08.2017

GT4 European Series Northern Cup



Lap Analysis free practice 1, 18.08.2017

14 Eike ANGERMAYR / Reinhard KOFLER , KTM X-Bow GT4, SIL											theoretical besttime: 1:48.670									
Lap	D	Time	S1	V1	S2	V2	S3	V3	Vmax		Lap	D	Time	S1	V1	S2	V2	S3	V3	Vmax
1	1	2:27.515		114	32.705	117	36.346	120			10	1	1:50.724	48.859	117	28.653	118	33.212	120	122
2	1	1:56.423	51.861	116	30.012	118	34.550	120	120		11	1	1:54.360	49.260	117	29.292	182	35.808	203	121
3	1	1:54.978	50.517	114	31.166	118	33.295	121	121		12	1	1:51.747	49.461	174	28.923	185	33.363	212	214
4	1	1:57.659	50.824	116	30.353	118	36.482	120	122		13	1	1:53.272	48.053	156	29.993	181	35.226	210	223
5	1	2:01.861	49.550	117	28.521	118		100	121		14	1	1:54.039	48.209	163	31.789	171	34.041	212	220
6	1	4:02.217	3:00.168	117	28.608	118	33.441	121			15	1	1:48.941	47.714	176	28.601	186	32.626	212	223
7	1	2:27.078	49.444	117	32.985	110		100	122		16	1	1:57.028	53.951	173	29.196	184	33.881	213	223
8	1	7:28.537	6:25.651	114	29.451	118	33.435	121			17	1	2:04.108	50.298	162	28.380	186			223
9	1	1:50.823	49.196	117	28.792	118	32.835	121	122		18	1	3:45.349	2:08.882	174	28.330	187			

16 Bernhard LABER / Christian DANNER , Porsche Cayman CS MR GT4, PRO											theoretical besttime: 1:50.403									
Lap	D	Time	S1	V1	S2	V2	S3	V3	Vmax		Lap	D	Time	S1	V1	S2	V2	S3	V3	Vmax
1	1	6:25.103		133	35.921	157	35.451	213			8	1	1:52.136	49.379	163	29.292	189	33.465	215	229
2	1	1:56.079	51.120	163	30.583	172	34.376	215	208		9	1	1:50.541	48.415	173	28.963	189	33.163	215	227
3	1	1:51.416	49.128	171	29.043	189	33.245	216	227		10	1	2:04.964	52.479	167	28.970	190			197
4	1	1:52.813	49.652	176	29.865	185	33.296	216	229		11	1	8:14.640	7:03.610	150	32.577	164	38.453	210	
5	1	1:52.058	49.036	173	29.856	188	33.166	215	220		12	1	1:58.032	53.334	164	30.523	188	34.175	216	222
6	1	2:23.575	48.277	173	31.884	114			228		13	1	1:55.302	50.407	165	29.912	185	34.983	212	216
7	1	8:56.334	7:52.697	170	29.332	189	34.305	216			14	1	2:37.123	50.729	166	33.439	116			225

20 Franjo KOVAC / Cora SCHUMACHER , Porsche Cayman CS MR GT4, AM											theoretical besttime: 1:59.326									
Lap	D	Time	S1	V1	S2	V2	S3	V3	Vmax		Lap	D	Time	S1	V1	S2	V2	S3	V3	Vmax
1	1	3:51.295		112	35.141	116	39.183	120			9	1	2:08.339	55.590	115	31.699	118	41.050	114	121
2	1	2:09.577	56.802	114	34.225	117	38.550	119	120		10	1	2:09.466	1:00.379	115	32.294	118	36.793	120	113
3	1	2:28.350	58.940	115	32.675	118		100	118		11	1	2:00.304	53.771	116	30.829	118	35.704	121	122
4	1	4:23.289	3:14.588	115	31.710	116	36.991	120			12	1	2:18.451	54.451	113	32.086	118		100	122
5	1	2:00.397	53.547	115	30.931	118	35.919	120	121		13	1	5:16.579	4:04.262	114	33.789	118	38.528	120	
6	1	2:45.164	1:03.360	112	36.105	112		100	122		14	1	2:08.716	57.614	115	33.765	119	37.337	120	120
7	1	6:29.003	5:20.349	116	31.393	118	37.261	121			15	1	2:09.006	55.016	116	31.828	119	42.162	117	120
8	1	1:59.870	52.793	116	30.872	118	36.205	120	120		16	1	3:05.873	1:04.228	111	39.222	109		100	112

22 Jan KASPERLIK / Jörg VIEBAHN , Porsche Cayman CS MR GT4, PRO											theoretical besttime: 1:49.863									
Lap	D	Time	S1	V1	S2	V2	S3	V3	Vmax		Lap	D	Time	S1	V1	S2	V2	S3	V3	Vmax
1	1	3:11.315		111	35.570	114	37.597	116			10	1	1:51.439	48.982	117	28.748	119	33.709	121	122
2	1	1:58.569	53.779	117	29.618	117	35.172	121	116		11	1	2:05.475	50.626	117	29.493	119		100	122
3	1	1:55.091	51.535	117	29.643	119	33.913	121	122		12	1	6:08.561	4:58.117	114	30.745	116	39.699	115	
4	1	1:53.461	50.772	117	29.122	119	33.567	121	121		13	1	1:54.473	52.219	117	28.627	119	33.627	121	115
5	1	2:03.051	50.150	117	28.979	119		100	122		14	1	1:51.676	49.080	117	29.287	119	33.309	121	123
6	1	3:31.851	2:27.850	115	30.232	119	33.769	119			15	1	1:51.442	49.771	117	29.008	119	32.663	122	123
7	1	2:37.767	54.923	110	43.297	109		100	118		16	1	1:50.617	48.597	116	28.748	119	33.272	121	123
8	1	6:29.634	5:27.029	117	28.877	119	33.728	121			17	1	2:36.414	48.785	117	28.603	119		100	123
9	1	1:51.905	49.768	117	28.799	119	33.338	121	121											

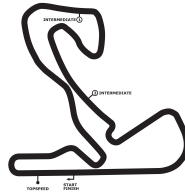
24 Emil WESTMAN / Samuel SLADECKA , KTM X-Bow GT4, SIL											theoretical besttime: 1:51.055									
Lap	D	Time	S1	V1	S2	V2	S3	V3	Vmax		Lap	D	Time	S1	V1	S2	V2	S3	V3	Vmax
1	1	4:23.122			32.541		38.503				9	1	1:57.661	52.278		29.629		35.754		
2	1	2:00.370	53.442		30.769		36.159				10	1	2:01.987	51.626		31.424		38.937		
3	1	1:54.618	49.925		30.188		34.505				11	1	2:10.165	50.379		29.444				
4	1	1:56.326	52.032		30.744		33.550				12	1	6:29.020	5:24.003		31.398		33.619		
5	1	1:53.661	49.743		29.361		34.557				13	1	1:52.042	49.569		29.330		33.143		
6	1	1:53.116	50.529		29.253		33.334				14	1	1:53.693	51.254		29.282		33.157		
7	1	2:30.827	50.240		32.503						15	1	1:51.456	49.309		28.946		33.201		
8	1	7:41.724	6:34.116		31.042		36.566				16	1	2:25.111	49.391		28.603				

DTM Zandvoort

Zandvoort, length 4307 m

18. - 20.08.2017

GT4 European Series Northern Cup



Lap Analysis free practice 1, 18.08.2017

26 Nyls STIEVENART / Soheil AYARI , Ginetta G55 GT4, PRO										theoretical besttime: 1:48.575									
Lap	D	Time	S1	V1	S2	V2	S3	V3	Vmax	Lap	D	Time	S1	V1	S2	V2	S3	V3	Vmax
1	1	3:09.905		127	33.901	168	36.918	201		10	1	2:02.843	49.464	172	28.294	187			210
2	1	1:56.324	53.280	153	29.395	182	33.649	208	190	11	1	3:29.846	2:26.986	166	29.602	183	33.258	214	
3	1	1:51.613	49.941	168	28.641	186	33.031	208	218	12	1	1:52.314	49.723	169	29.691	186	32.900	212	218
4	1	1:49.690	48.624	174	28.496	186	32.570	211	219	13	1	1:52.723	50.866	148	29.139	186	32.718	213	223
5	1	1:48.881	48.363	172	28.406	187	32.112	212	223	14	1	1:51.432	49.382	172	29.311	185	32.739	212	224
6	1	1:50.888	49.162	172	28.580	186	33.146	212	224	15	1	1:50.138	49.371	172	28.525	187	32.242	216	220
7	1	2:02.374	48.433	172	29.048	186			222	16	1	1:53.199	50.628	170	28.287	188	34.284	212	226
8	1	9:58.854	8:54.444	160	31.342	178	33.068	210		17	1	1:48.901	48.451	175	28.100	187	32.350	215	223
9	1	1:52.750	48.884	169	28.437	187	35.429	205	221	18	1	2:22.168	48.538	172	29.675	127			224

28 Freddy KREMER / Detlef SCHMIDT , Porsche Cayman CS MR GT4, AM										theoretical besttime: 1:51.699									
Lap	D	Time	S1	V1	S2	V2	S3	V3	Vmax	Lap	D	Time	S1	V1	S2	V2	S3	V3	Vmax
1	1	3:33.574		152	34.376	153	40.077	174		10	1	1:54.421	51.772	172	29.218	191	33.431	217	207
2	1	2:00.141	54.950	162	30.309	186	34.882	213	188	11	1	1:55.121	52.199	163	29.519	188	33.403	216	226
3	1	1:56.104	51.890	136	30.357	189	33.857	216	225	12	1	1:53.097	49.405	174	29.316	190	34.376	207	227
4	1	1:55.144	51.243	168	29.738	187	34.163	214	220	13	1	2:12.089	55.583	156	29.883	188			206
5	1	1:55.280	50.611	169	30.989	188	33.680	215	227	14	1	6:06.379	5:00.581	160	31.084	187	34.714	216	
6	1	1:53.280	50.264	170	29.422	189	33.594	215	227	15	1	1:56.732	51.563	165	30.374	192	34.795	213	216
7	1	1:54.843	50.483	169	29.836	187	34.524	206	227	16	1	1:57.174	51.942	157	31.170	189	34.062	216	228
8	1	2:37.415	1:05.653	130	34.828	147			120	17	1	2:38.961	1:03.476	84	38.337	128			228
9	1	5:55.783	4:53.489	168	29.082	190	33.212	218											

33 Stephen PATTRICK / Andrew James MEYRICK , McLaren 570s GT4, PRO										theoretical besttime: 1:49.697									
Lap	D	Time	S1	V1	S2	V2	S3	V3	Vmax	Lap	D	Time	S1	V1	S2	V2	S3	V3	Vmax
1	1	3:09.157		147	31.158	183	35.740	215		11	1	2:18.179	53.765	162	30.188	192			203
2	1	1:52.989	50.168	171	29.022	190	33.799	214	196	12	1	3:34.553	2:29.356	162	30.304	188	34.893	215	
3	1	1:51.699	49.388	174	28.828	193	33.483	217	230	13	1	1:57.573	53.049	164	29.781	193	34.743	196	225
4	1	1:50.449	48.731	176	28.751	195	32.967	221	227	14	1	2:01.577	55.777	154	30.976	191	34.824	212	153
5	1	1:49.920	48.279	174	28.803	194	32.838	220	233	15	1	1:56.732	51.563	165	30.374	192	34.795	213	226
6	1	1:50.616	48.473	175	29.201	194	32.942	221	232	16	1	1:56.960	52.632	162	29.841	191	34.487	217	230
7	1	1:49.939	48.154	178	28.705	194	33.080	217	233	17	1	1:57.755	51.863	139	31.519	190	34.373	217	231
8	1	2:19.960	48.734	159	35.351	103			232	18	1	1:54.098	50.558	169	29.712	193	33.828	220	232
9	1	7:47.022	6:39.090	133	31.615	172	36.317	209		19	1	3:03.241	1:05.547	103	39.544	100			234
10	1	1:59.150	53.043	156	30.398	190	35.709	213	220										

34 Willem MEIJER / Lennart MARIONECK , KTM X-Bow GT4, SIL										theoretical besttime: 1:49.726									
Lap	D	Time	S1	V1	S2	V2	S3	V3	Vmax	Lap	D	Time	S1	V1	S2	V2	S3	V3	Vmax
1	1	4:33.140		157	32.493	160				3	1	1:49.726	48.757	172	28.944	183	32.025	212	219
2	1	7:03.501	6:01.095	166	29.110	183	33.296	209											

44 Marylin NIEDERHAUSER / Naomi SCHIFF , KTM X-Bow GT4, SIL										theoretical besttime:									
Lap	D	Time	S1	V1	S2	V2	S3	V3	Vmax	Lap	D	Time	S1	V1	S2	V2	S3	V3	Vmax
1	1	8:12.501								7	1	1:57.058							
2	1	1:56.238								8	1	1:55.459							
3	1	1:55.736								9	1	2:20.373							
4	1	1:53.630								10	1	4:22.091							
5	1	12:36.620								11	1	2:02.591							
6	1	2:03.042								12	1	1:58.065							

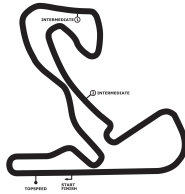
51 Peter LARSEN / Johan ROSEN , Ginetta G55 GT4, AM										theoretical besttime: 1:51.006									
Lap	D	Time	S1	V1	S2	V2	S3	V3	Vmax	Lap	D	Time	S1	V1	S2	V2	S3	V3	Vmax
1	1	8:33.085		150	30.864	181	34.247	207		8	1	4:50.344	3:44.011	159	30.700	159	35.633	200	
2	1	1:52.315	50.059	169	28.928	183	33.328	210	217	9	1	2:00.079	51.616	134	33.804	141	34.659	209	195
3	1	1:51.515	49.529	169	28.814	184	33.172	211	215	10	1	1:54.136	50.966	163	29.144	182	34.026	198	200
4	1	2:04.921	49.285	165	29.292	184			222	11	1	1:53.906	50.429	167	30.071	181	33.406	210	204
5	1	9:36.875	8:29.316	145	31.493	175	36.066	204		12	1	1:56.821	52.364	162	30.572	158	33.885	210	209
6	1	1:58.653	53.880	147	29.939	184	34.834	203	193	13	1	1:52.309	49.901	168	29.162	182	33.246	210	210
7	1	2:08.242	52.339	156	30.029	184			190	14	1	2:29.140	49.020	171	29.626	185			216

DTM Zandvoort

Zandvoort, length 4307 m

18. - 20.08.2017

GT4 European Series Northern Cup



Lap Analysis free practice 1, 18.08.2017

54 Benjamin MAZATIS / August MACBETH , KTM X-Bow GT4, PRO											theoretical besttime: 1:49.635									
Lap	D	Time	S1	V1	S2	V2	S3	V3	Vmax		Lap	D	Time	S1	V1	S2	V2	S3	V3	Vmax
1	1	3:08.672		131	34.465	146	37.353	207			10	1	1:53.901	49.540	174	29.855	185	34.506	201	221
2	1	2:02.349	54.304	140	31.349	157	36.696	212	202		11	1	1:55.368	50.187	174	29.228	169	35.953	203	189
3	1	1:57.646	51.149	168	30.904	182	35.593	210	217		12	1	1:54.719	50.902	173	29.397	186	34.420	210	192
4	1	1:51.886	49.288	174	29.286	186	33.312	215	222		13	1	1:51.165	49.138	170	29.228	185	32.799	213	221
5	1	2:06.740	50.634	169	30.027	185			216		14	1	1:56.757	50.402	136	32.866	178	33.489	212	221
6	1	3:27.153	2:22.809	159	30.735	184	33.609	212			15	1	2:08.329	50.557	175	29.356	186			218
7	1	2:40.023	55.839	132	42.564	85			214		16	1	3:36.994	2:33.938	149	29.797	186	33.259	213	
8	1	6:15.014	5:12.840	164	29.393	186	32.781	215			17	1	1:50.091	48.690	174	28.723	186	32.678	214	223
9	1	1:53.134	49.389	174	29.258	184	34.487	210	221		18	1	2:20.232	48.340	173	28.617	188			213

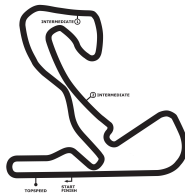
55 Hakan RICKNAS / Marcus SODERHOLM , Porsche Cayman CS MR GT4, AM											theoretical besttime: 2:01.643									
Lap	D	Time	S1	V1	S2	V2	S3	V3	Vmax		Lap	D	Time	S1	V1	S2	V2	S3	V3	Vmax
1	1	24:23.462		137	30.640	178	36.573	215			4	1	2:03.992	54.876	153	31.340	148	37.776	215	186
2	1	2:13.422	55.319	145	30.194	159			184		5	1	3:21.705	58.796	82	1:12.861	85			193
3	1	4:58.215	3:50.010	120	31.599	167	36.606	215												

60 Phil GLEW / Charlie FAGG , Maserati GranTurismo MC GT4, SIL											theoretical besttime: 1:46.843									
Lap	D	Time	S1	V1	S2	V2	S3	V3	Vmax		Lap	D	Time	S1	V1	S2	V2	S3	V3	Vmax
1	1	4:43.116		139	39.900	145	35.383	216			9	1	1:52.842	49.856	151	29.085	180	33.901	215	191
2	1	1:51.228	49.474	163	28.816	168	32.938	220	201		10	1	1:50.560	49.128	167	28.721	186	32.711	218	209
3	1	1:47.718	47.395	176	27.972	194	32.351	219	217		11	1	1:50.047	48.678	174	28.125	192	33.244	217	202
4	1	1:50.734	48.696	150	29.727	193	32.311	224	225		12	1	1:49.874	48.502	169	28.730	185	32.642	220	208
5	1	1:51.276	47.873	169	29.242	189	34.161	214	218		13	1	1:48.135	48.223	178	27.992	192	31.920	220	215
6	1	1:48.205	47.223	176	28.173	183	32.809	215	222		14	1	2:06.394	47.662	176	28.012	192			209
7	1	2:05.319	46.997	180	27.926	191			223		15	1	7:36.287	6:35.004	170	28.977	189	32.306	219	
8	1	8:08.849	7:03.571	137	29.508	179	35.770	212			16	1	2:20.780	47.297	177	30.738	133			216

62 William MOORE / Matt Nicoll JONES , Aston Martin Vantage GT4, SIL											theoretical besttime: 1:48.961									
Lap	D	Time	S1	V1	S2	V2	S3	V3	Vmax		Lap	D	Time	S1	V1	S2	V2	S3	V3	Vmax
1	1	2:38.207		129	33.979	163	36.077	190			10	1	1:49.076	48.050	172	28.565	196	32.461	220	230
2	1	1:55.376	52.207	172	29.192	195	33.977	215	182		11	1	2:05.328	48.197	176	29.633	196			223
3	1	1:52.156	49.167	174	28.698	194	34.291	213	230		12	1	3:37.006	2:32.012	165	30.842	178	34.152	220	
4	1	1:52.333	49.814	175	28.638	189	33.881	217	207		13	1	1:57.591	49.600	130	31.395	174	36.596	203	221
5	1	1:51.365	49.940	176	28.566	196	32.859	222	225		14	1	1:52.725	50.281	170	29.309	192	33.135	221	212
6	1	1:51.570	49.292	157	29.058	195	33.220	221	221		15	1	2:14.093	48.482	175	28.450	197			228
7	1	2:03.641	49.181	173	29.064	196			233		16	1	4:41.860	3:40.116	169	28.665	189	33.079	222	
8	1	9:08.054	8:05.881	174	28.837	193	33.336	217			17	1	2:46.946	49.172	167	40.846	102			216
9	1	1:49.860	48.477	174	28.844	195	32.539	220	220											

64 Mads SILJEHAUG / Jamie VANDENBALCK , KTM X-Bow GT4, SIL											theoretical besttime: 1:48.660									
Lap	D	Time	S1	V1	S2	V2	S3	V3	Vmax		Lap	D	Time	S1	V1	S2	V2	S3	V3	Vmax
1	1	3:39.824		109	38.882	112					8	1	1:49.422	48.771	176	28.210	183	32.441	212	221
2	1	11:57.350	10:38	136	32.561	157					9	1	1:54.321	49.666	160	31.219	184	33.436	212	222
3	1	7:51.779	6:49.365	170	29.215	183	33.199	209			10	1	1:54.827	50.181	153	29.980	177	34.666	212	222
4	1	1:49.602	48.815	174	28.474	183	32.313	210	219		11	1	2:04.684	50.401	149	31.292	183			217
5	1	1:51.378	48.656	175	29.598	181	33.124	210	221		12	1	3:59.660	2:58.395	173	28.442	184	32.823	214	
6	1	1:50.597	49.054	175	28.228	184	33.315	209	220		13	1	2:25.475	48.137	169	28.958	185			224
7	1	1:50.901	49.982	176	28.314	184	32.605	212	203											

65 Alain GRAND / Didier MOUREU , Ginetta G55 GT4, AM											theoretical besttime: 1:50.410									
Lap	D	Time	S1	V1	S2	V2	S3	V3	Vmax		Lap	D	Time	S1	V1	S2	V2	S3	V3	Vmax
1	1	3:17.338		119	34.633	134	36.822	203			10	1	1:50.659	48.754	162	29.058	183	32.847	207	201
2	1	2:00.016	55.399	142	30.168	158	34.449	206	174		11	1	2:17.958	52.826	132	32.032	150			181
3	1	1:54.321	51.303	153	29.119	178	33.899	209	183		12	1	5:31.750	4:23.166	123	31.566	154	37.018	201	
4	1	1:53.123	50.295	153	29.307	177	33.521	209	192		13	1	1:57.945	51.848	147	31.011	164	35.086	205	188
5	1	1:51.502	49.635	161	28.924	181	32.943	209	196		14	1	1:55.532	50.817	160	30.183	176	34.532	208	205
6	1	1:52.075	49.524	160	29.324	181	33.227	211	198		15	1	1:55.474	51.109	169	29.806	179	34.559	203	207
7	1	1:50.928	49.133	156	28.809	181	32.986	212	200		16	1	1:57.478	52.767	141	31.122	185	33.589	208	215
8	1	2:50.323	1:05.430	107	41.462	102			183		17	1	1:54.444	50.013	163	29.720	186	34.711	207	215
9	1	7:06.354	6:03.504	159	29.012	175	33.838	205			18	1	3:02.823	1:04.463	105	40.805	99			218



Lap Analysis free practice 1, 18.08.2017

71 Paolo MELONI / Massimiliano TRESOLDI , Maserati GranTurismo MC GT4, SI theoretical besttime: 1:52.837

Lap	D	Time	S1	V1	S2	V2	S3	V3	Vmax	Lap	D	Time	S1	V1	S2	V2	S3	V3	Vmax
1	1	4:03.000		125	35.265	123	41.888	184		9	1	1:53.506	51.280	169	29.104	185	33.122	217	184
2	1	2:09.729	57.755	140	35.175	173	36.799	202	173	10	1	2:00.847	50.611	167	30.020	180	40.216	203	207
3	1	2:10.693	59.494	124	33.881	166	37.318	208	189	11	1	2:18.144	51.941	168	30.810	168			199
4	1	1:57.128	52.541	164	30.580	177	34.007	216	192	12	1	6:00.569	4:47.305	113	34.457	157	38.807	205	
5	1	1:58.208	51.542	166	32.134	162	34.532	216	212	13	1	2:03.735	55.350	144	33.049	136	35.336	215	203
6	1	1:53.660	50.655	168	29.244	188	33.761	216	213	14	1	2:05.946	58.918	152	31.761	182	35.267	215	203
7	1	2:31.924	53.157	160	35.806	89			215	15	1	1:57.655	52.337	141	30.124	192	35.194	216	193
8	1	7:10.051	6:02.445	152	32.960	174	34.646	215		16	1	2:31.868	52.112	146	31.099	179			194

74 Laura KRAIHAMER / Cedric FREIBURGHaus , KTM X-Bow GT4, SIL theoretical besttime: 1:48.559

Lap	D	Time	S1	V1	S2	V2	S3	V3	Vmax	Lap	D	Time	S1	V1	S2	V2	S3	V3	Vmax	
1	1	4:00.057		114	37.910	110	39.860	117		10	1	1:55.176	49.770	117	29.368	118	36.038	120	121	
2	1	2:04.056	56.911	111	32.489	117	34.656	120	117	11	1	1:51.970	50.688	117	28.644	118	32.638	121	119	
3	1	1:54.875	51.236	117	29.760	118	33.879	120	121	12	1	1:50.481	47.768	117	28.651	118	34.062	120	122	
4	1	1:53.072	49.560	116	30.181	118	33.331	121	121	13	1	2:00.049	48.612	115	30.541	118			100	121
5	1	1:50.239	49.259	117	28.377	118	32.603	121	122	14	1	3:58.931	2:52.159	114	31.652	117	35.120	121		
6	1	1:58.242	48.036	117	28.420	118		100	122	15	1	1:55.195	50.150	116	30.378	112	34.667	121	122	
7	1	10:33.993	9:32.125	116	29.061	118	32.807	121		16	1	1:53.016	48.990	117	29.808	118	34.218	120	122	
8	1	1:51.209	48.270	117	28.188	118	34.751	120	122	17	1	2:53.754	51.610	115	39.836	110			100	122
9	1	1:54.079	49.560	116	30.424	118	34.095	120	121											

75 Dario CERATI / Maurizio FONDI , Porsche 911(997) GT4, AM theoretical besttime: 1:56.129

Lap	D	Time	S1	V1	S2	V2	S3	V3	Vmax	Lap	D	Time	S1	V1	S2	V2	S3	V3	Vmax	
1	1	3:37.451		112	33.598	115	38.137	117		9	1	1:59.748	52.452	116	32.059	114	35.237	121	121	
2	1	2:08.593	1:00.244	114	31.382	117	36.967	120	112	10	1	2:09.688	51.685	116	29.944	118			100	121
3	1	2:02.460	55.272	113	30.995	116	36.193	121	121	11	1	4:06.596	2:57.640	114	31.960	115	36.996	120		
4	1	2:00.825	54.197	113	30.897	116	35.731	121	120	12	1	2:03.888	54.314	112	33.363	117	36.211	120	120	
5	1	2:02.477	55.702	115	31.334	118	35.441	121	120	13	1	2:00.076	52.666	116	31.610	116	35.800	121	121	
6	1	2:10.903	52.644	116	30.081	118		100	120	14	1	2:01.541	54.724	115	31.949	118	34.868	121	120	
7	1	9:13.984	8:09.047	116	29.927	118	35.010	121		15	1	2:16.161	53.874	115	31.983	118			100	121
8	1	1:57.384	52.858	116	30.009	119	34.517	121	120	16	1	4:22.813	2:24.058	114	38.048	112			100	

76 Giuseppe GHEZZI / Manuele MENGozZI , Porsche 911(997) GT4, AM theoretical besttime: 1:51.592

Lap	D	Time	S1	V1	S2	V2	S3	V3	Vmax	Lap	D	Time	S1	V1	S2	V2	S3	V3	Vmax
1	1	3:24.579			32.345		39.971			11	1	1:58.200	53.089		29.701		35.410		
2	1	1:59.978	53.958		30.699		35.321			12	1	1:56.386	52.304		29.765		34.317		
3	1	1:54.670	51.261		29.269		34.140			13	1	1:55.619	51.098		30.734		33.787		
4	1	1:53.565	50.345		29.389		33.831			14	1	1:54.690	51.114		29.600		33.976		
5	1	2:09.443	51.412		29.418					15	1	1:53.518	50.629		29.313		33.576		
6	1	3:08.425	2:05.748		29.309		33.368			16	1	1:57.469	53.186		30.717		33.566		
7	1	2:36.879	56.098		43.234					17	1	1:52.568	50.055		29.261		33.252		
8	1	6:54.810	5:46.259		31.271		37.280			18	1	1:53.084	51.547		28.710		32.827		
9	1	1:58.512	52.815		30.985		34.712			19	1	2:51.674	50.718		41.231				
10	1	1:56.668	52.043		30.175		34.450												

77 Romy DALL'ANTONIA / Giuseppe FASCICOLO , Maserati GranTurismo MC G1 theoretical besttime: 1:52.293

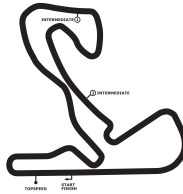
Lap	D	Time	S1	V1	S2	V2	S3	V3	Vmax	Lap	D	Time	S1	V1	S2	V2	S3	V3	Vmax	
1	1	3:36.464		145	32.795	142	40.338	158		10	1	2:09.051	51.449	161	30.104	183			209	
2	1	2:16.239	1:05.882	162	31.250	162	39.107	208	138	11	1	4:42.616	3:28.751	142	36.768	146	37.097	213		
3	1	2:01.554	53.973	165	30.772	177	36.809	205	182	12	1	2:05.966	54.788	149	33.165	130	38.013	209	205	
4	1	2:01.118	54.056	162	31.283	165	35.779	212	192	13	1	1:58.166	52.084	167	29.847	172	36.235	211	188	
5	1	1:59.625	52.922	155	30.333	186	36.370	214	204	14	1	1:55.042	51.061	168	29.572	184	34.409	215	207	
6	1	1:57.227	50.711	169	30.616	180	35.900	211	201	15	1	1:54.761	50.457	170	29.352	185	34.952	214	217	
7	1	2:30.281	52.349	141	34.283	107			191	16	1	1:54.265	50.411	160	30.255	184	33.599	218	218	
8	1	7:29.938	6:24.980	155	30.478	190	34.480	215		17	1	2:15.831	49.524	171	29.170	187			218	
9	1	1:53.511	50.374	168	29.191	184	33.946	213	212											

DTM Zandvoort

Zandvoort, length 4307 m

18. - 20.08.2017

GT4 European Series Northern Cup



Lap Analysis free practice 1, 18.08.2017

93 Manuela GOSTNER , Maserati GranTurismo MC GT4, AM											theoretical besttime: 1:54.413									
Lap	D	Time	S1	V1	S2	V2	S3	V3	Vmax		Lap	D	Time	S1	V1	S2	V2	S3	V3	Vmax
1	1	3:52.866		113	37.386	114	40.023	120			11	1	1:59.316	52.369	115	31.691	116	35.256	121	118
2	1	2:07.705	56.801	114	33.045	116	37.859	120	116		12	1	1:59.315	52.087	114	32.677	116	34.551	121	119
3	1	2:01.497	53.954	115	31.876	117	35.667	121	121		13	1	1:59.084	51.006	115	30.373	117	37.705	120	119
4	1	2:02.443	53.252	115	31.601	118	37.590	121	121		14	1	1:57.948	53.241	116	29.947	118	34.760	121	120
5	1	2:05.132	54.101	113	33.063	116	37.968	121	119		15	1	1:58.973	51.348	115	32.744	118	34.881	121	120
6	1	2:01.325	54.298	113	32.168	118	34.859	121	119		16	1	1:54.805	50.666	115	29.950	117	34.189	121	120
7	1	2:27.392	52.255	115	36.511	111		100	121		17	1	1:56.394	50.571	115	29.821	118	36.002	121	120
8	1	7:52.516	6:45.050	114	31.820	117	35.646	121			18	1	1:56.953	50.656	116	29.653	118	36.644	114	119
9	1	2:00.951	52.391	115	31.204	118	37.356	118	119		19	1	3:03.462	1:04.185	110	40.285	109		100	113
10	1	2:01.115	53.380	115	30.578	118	37.157	120	117											

94 Achim MÖRTL / Eduard ANTON , KTM X-Bow GT4, AM											theoretical besttime: 1:51.639									
Lap	D	Time	S1	V1	S2	V2	S3	V3	Vmax		Lap	D	Time	S1	V1	S2	V2	S3	V3	Vmax
1	1	3:15.934		135	33.985	157	40.506	203			9	1	1:52.353	49.390	174	29.022	187	33.941	209	221
2	1	2:03.252	56.108	167	31.139	149	36.005	210	185		10	1	1:54.225	50.781	173	29.165	186	34.279	211	221
3	1	1:55.578	51.590	173	29.769	184	34.219	209	214		11	1	2:09.898	52.828	168	30.684	179			204
4	1	2:04.361	50.396	173	29.090	186			222		12	1	4:43.430	3:37.029	143	30.794	182	35.607	210	
5	1	4:34.683	3:30.861	173	30.418	187	33.404	215			13	1	1:57.426	50.834	166	30.024	172	36.568	209	222
6	1	2:06.121	50.635	170	29.355	186			225		14	1	1:53.937	50.496	167	29.454	185	33.987	210	220
7	1	8:00.095	6:55.589	173	29.777	172	34.729	213			15	1	1:53.454	49.926	171	28.863	187	34.665	212	220
8	1	1:53.221	49.975	174	28.845	186	34.401	209	223		16	1	2:13.600	49.432	163	30.231	186			223

111 Gabriele PIANA / Razvan UMBRADESCU , Porsche Cayman CS MR GT4, PRC											theoretical besttime: 1:48.989									
Lap	D	Time	S1	V1	S2	V2	S3	V3	Vmax		Lap	D	Time	S1	V1	S2	V2	S3	V3	Vmax
1	1	2:32.678		160	30.805	188	35.261	205			11	1	1:55.303	51.912	171	29.105	192	34.286	215	214
2	1	1:56.967	52.616	167	30.392	189	33.959	215	202		12	1	1:55.783	50.393	172	29.667	191	35.723	196	213
3	1	1:51.214	49.142	172	28.925	190	33.147	216	219		13	1	1:53.977	50.145	174	29.950	167	33.882	217	209
4	1	1:51.647	49.129	172	29.139	190	33.379	217	228		14	1	1:51.833	49.572	174	28.967	191	33.294	218	224
5	1	1:50.388	48.581	172	28.572	191	33.235	217	226		15	1	1:56.554	49.297	172	31.987	150	35.270	217	219
6	1	1:49.093	47.809	175	28.558	191	32.726	219	230		16	1	2:11.115	52.369	148	30.364	170			211
7	1	1:49.363	48.074	173	28.667	189	32.622	217	232		17	1	3:40.025	2:35.378	172	29.366	186	35.281	210	
8	1	2:04.913	52.189	172	28.981	190			230		18	1	1:54.681	51.095	172	29.201	191	34.385	220	217
9	1	7:27.133	6:21.618	161	30.145	188	35.370	211			19	1	2:20.784	49.060	165	28.862	192			230
10	1	1:54.739	50.839	171	29.263	191	34.637	206	205											

112 Pavel LEFTEROV / John-Louis JASPER , Porsche Cayman CS MR GT4, SIL											theoretical besttime: 1:48.775									
Lap	D	Time	S1	V1	S2	V2	S3	V3	Vmax		Lap	D	Time	S1	V1	S2	V2	S3	V3	Vmax
1	1	2:35.070		117	29.781	118	34.998	120			10	1	1:49.366	48.501	117	28.271	119	32.594	121	122
2	1	1:54.264	50.716	117	29.377	118	34.171	121	122		11	1	1:49.335	47.910	117	28.502	119	32.923	121	123
3	1	1:53.356	50.119	117	28.998	118	34.239	121	122		12	1	2:05.872	51.272	117	28.380	118		100	117
4	1	1:53.316	49.073	116	28.912	118	35.331	120	122		13	1	3:47.425	2:42.478	116	30.536	118	34.411	121	
5	1	1:51.731	48.620	117	29.183	118	33.928	121	122		14	1	1:55.122	51.041	116	30.972	118	33.109	121	121
6	1	1:50.603	49.162	117	28.521	118	32.920	121	122		15	1	1:55.372	51.036	116	29.864	118	34.472	121	122
7	1	1:51.971	48.256	117	28.664	118	35.051	121	123		16	1	1:57.081	53.035	117	29.801	118	34.245	121	121
8	1	2:02.972	48.166	117	28.652	118		100	122		17	1	1:51.008	48.937	117	28.758	118	33.313	121	122
9	1	7:13.492	6:11.856	117	28.805	119	32.831	121			18	1	1:51.394	49.385	117	28.973	118	33.036	121	121

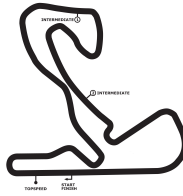
222 Nicolas LEUTWILER / Ander VILARINO , Porsche Cayman CS MR GT4, PRO											theoretical besttime: 1:49.128									
Lap	D	Time	S1	V1	S2	V2	S3	V3	Vmax		Lap	D	Time	S1	V1	S2	V2	S3	V3	Vmax
1	1	2:32.416		114	29.929	119	33.900	121			10	1	1:52.866	50.653	116	29.411	119	32.802	121	123
2	1	1:52.718	50.894	117	28.664	119	33.160	121	120		11	1	1:55.647	48.600	116	28.926	119	38.121	114	122
3	1	1:51.748	49.479	116	29.679	119	32.590	121	119		12	1	1:54.682	53.209	116	28.846	119	32.627	122	117
4	1	1:50.990	48.570	117	29.450	119	32.970	121	122		13	1	1:49.761	48.273	117	28.861	119	32.627	121	123
5	1	1:49.789	47.902	117	29.214	119	32.673	121	122		14	1	1:50.574	48.542	116	29.303	119	32.729	121	123
6	1	1:49.787	48.388	115	28.775	119	32.624	121	121		15	1	2:03.750	48.454	117	29.459	119		100	123
7	1	2:02.643	48.900	117	29.243	119		100	122		16	1	5:24.930	4:21.715	117	29.385	117	33.830	122	
8	1	9:56.313	8:53.342	115	29.847	118	33.124	121			17	1	2:22.761	48.307	116	29.388	119		100	123
9	1	1:50.179	48.488	117	28.636	119	33.055	121	123											

DTM Zandvoort

Zandvoort, length 4307 m

18. - 20.08.2017

GT4 European Series Northern Cup



Topspeed free practice 1, 18.08.2017

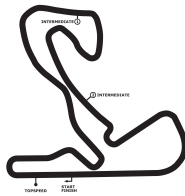
Car No.	Driver	Make	Speed km/h
33	Stephen PATTRICK	McLaren 570s GT4	234
62	William MOORE	Aston Martin Vantage GT4	233
111	Gabriele PIANA	Porsche Cayman CS MR GT4	232
9	Luc BRAAMS	McLaren 570s GT4	230
16	Bernhard LABER	Porsche Cayman CS MR GT4	229
28	Freddy KREMER	Porsche Cayman CS MR GT4	228
7	Jérôme DEMAY	Aston Martin Vantage GT4	227
26	Nyls STIEVENART	Ginetta G55 GT4	226
60	Phil GLEW	Maserati GranTurismo MC GT4	225
94	Achim MÖRTL	KTM X-Bow GT4	225
64	Mads SILJEHAUG	KTM X-Bow GT4	224
54	Benjamin MAZATIS	KTM X-Bow GT4	223
14	Eike ANGERMAYR	KTM X-Bow GT4	223
51	Peter LARSEN	Ginetta G55 GT4	222
34	Willem MEIJER	KTM X-Bow GT4	219
65	Alain GRAND	Ginetta G55 GT4	218
77	Romy DALL'ANTONIA	Maserati GranTurismo MC GT4	218
71	Paolo MELONI	Maserati GranTurismo MC GT4	215
11	Ivan VLACHKOV	Sin Cars Sin R1 GT4	214
55	Hakan RICKNAS	Porsche Cayman CS MR GT4	193
112	Pavel LEFTEROV	Porsche Cayman CS MR GT4	123
22	Jan KASPERLIK	Porsche Cayman CS MR GT4	123
10	Finlay HUTCHISON	McLaren 570s GT4	123
8	Max KOEBOLT	EKRIS M4 GT4	123
222	Nicolas LEUTWILER	Porsche Cayman CS MR GT4	123
20	Franjo KOVAC	Porsche Cayman CS MR GT4	122
74	Laura KRAIHAMER	KTM X-Bow GT4	122
75	Dario CERATI	Porsche 911(997) GT4	121
93	Manuela GOSTNER	Maserati GranTurismo MC GT4	121
4	Alain FERTÉ	Porsche Cayman CS MR GT4	----
44	Marylin NIEDERHAUSER	KTM X-Bow GT4	----
76	Giuseppe GHEZZI	Porsche 911(997) GT4	----
24	Emil WESTMAN	KTM X-Bow GT4	----

DTM Zandvoort

Zandvoort, length 4307 m

18. - 20.08.2017

GT4 European Series Northern Cup



Best Sector Times free practice 1

Pos.	sector 1			sector 2			sector 3			theoretical and best lap time				
	No	Driver	Time	No	Driver	Time	No	Driver	Time	No	Driver	theoretical	Best	Pos
1	60	GLEW-FAGG	46.997	60	GLEW-FAGG	27.926	60	GLEW-FAGG	31.920	60	GLEW-FAGG	1:46.843	1:47.718	1
2	8	KOEBOLT-VAN DER	47.500	26	STIEVENART-AYAR	28.100	34	MEIJER-MARIONEC	32.025	8	KOEBOLT-VAN DER	1:48.258	1:48.879	3
3	10	HUTCHISON-MÓR	47.575	10	HUTCHISON-MÓR	28.183	26	STIEVENART-AYAR	32.112	10	HUTCHISON-MÓR	1:48.420	1:48.641	2
4	14	ANGERMAYR-KOFL	47.714	74	KRAIHAMER-FREIBI	28.188	64	SILJEHAUG-VANDE	32.313	74	KRAIHAMER-FREIBI	1:48.559	1:50.239	15
5	74	KRAIHAMER-FREIBI	47.768	64	SILJEHAUG-VANDE	28.210	62	MOORE-JONES	32.461	26	STIEVENART-AYAR	1:48.575	1:48.881	4
6	111	PIANA-UMBRARESC	47.809	8	KOEBOLT-VAN DER	28.247	8	KOEBOLT-VAN DER	32.511	64	SILJEHAUG-VANDE	1:48.660	1:49.422	9
7	222	LEUTWILER-VILARII	47.902	112	LEFTEROV-JASPER	28.271	222	LEUTWILER-VILARII	32.590	14	ANGERMAYR-KOFL	1:48.670	1:48.941	5
8	112	LEFTEROV-JASPER	47.910	14	ANGERMAYR-KOFL	28.330	112	LEFTEROV-JASPER	32.594	112	LEFTEROV-JASPER	1:48.775	1:49.335	8
9	62	MOORE-JONES	48.050	62	MOORE-JONES	28.450	74	KRAIHAMER-FREIBI	32.603	62	MOORE-JONES	1:48.961	1:49.076	6
10	9	BRAAMS-HUISMAN	48.056	9	BRAAMS-HUISMAN	28.464	111	PIANA-UMBRARESC	32.622	111	PIANA-UMBRARESC	1:48.989	1:49.093	7
11	64	SILJEHAUG-VANDE	48.137	111	PIANA-UMBRARESC	28.558	14	ANGERMAYR-KOFL	32.626	222	LEUTWILER-VILARII	1:49.128	1:49.761	12
12	33	PATRICK-MEYRICI	48.154	24	WESTMAN-SLADEC	28.603	10	HUTCHISON-MÓR	32.662	9	BRAAMS-HUISMAN	1:49.358	1:49.537	10
13	16	LABER-DANNER	48.277	22	KASPERLIK-VIEBAF	28.603	22	KASPERLIK-VIEBAF	32.663	54	MAZATIS-MACBETH	1:49.635	1:50.091	14
14	54	MAZATIS-MACBETH	48.340	54	MAZATIS-MACBETH	28.617	54	MAZATIS-MACBETH	32.678	33	PATRICK-MEYRICI	1:49.697	1:49.920	13
15	26	STIEVENART-AYAR	48.363	222	LEUTWILER-VILARII	28.636	76	GHEZZI-MENGOZZI	32.827	34	MEIJER-MARIONEC	1:49.726	1:49.726	11
16	22	KASPERLIK-VIEBAF	48.597	33	PATRICK-MEYRICI	28.705	33	PATRICK-MEYRICI	32.838	22	KASPERLIK-VIEBAF	1:49.863	1:50.617	17
17	65	GRAND-MOUREU	48.754	76	GHEZZI-MENGOZZI	28.710	9	BRAAMS-HUISMAN	32.838	16	LABER-DANNER	1:50.403	1:50.541	16
18	34	MEIJER-MARIONEC	48.757	65	GRAND-MOUREU	28.809	65	GRAND-MOUREU	32.847	65	GRAND-MOUREU	1:50.410	1:50.659	18
19	51	LARSEN-ROSEN	49.020	51	LARSEN-ROSEN	28.814	71	MELONI-TRESOLDI	33.122	51	LARSEN-ROSEN	1:51.006	1:51.515	21
20	24	WESTMAN-SLADEC	49.309	94	MÖRTL-ANTON	28.845	24	WESTMAN-SLADEC	33.143	24	WESTMAN-SLADEC	1:51.055	1:51.456	20
21	94	MÖRTL-ANTON	49.390	34	MEIJER-MARIONEC	28.944	16	LABER-DANNER	33.163	76	GHEZZI-MENGOZZI	1:51.592	1:52.568	23
22	28	KREMER-SCHMIDT	49.405	16	LABER-DANNER	28.963	51	LARSEN-ROSEN	33.172	94	MÖRTL-ANTON	1:51.639	1:52.353	22
23	77	DALL'ANTONIA-FAS	49.524	28	KREMER-SCHMIDT	29.082	28	KREMER-SCHMIDT	33.212	28	KREMER-SCHMIDT	1:51.699	1:53.097	24
24	76	GHEZZI-MENGOZZI	50.055	71	MELONI-TRESOLDI	29.104	94	MÖRTL-ANTON	33.404	77	DALL'ANTONIA-FAS	1:52.293	1:53.511	26
25	93	GOSTNER M.	50.571	77	DALL'ANTONIA-FAS	29.170	77	DALL'ANTONIA-FAS	33.599	71	MELONI-TRESOLDI	1:52.837	1:53.506	25
26	71	MELONI-TRESOLDI	50.611	7	DEMAY-STANLEY	29.368	7	DEMAY-STANLEY	33.810	93	GOSTNER M.	1:54.413	1:54.805	28
27	75	CERATI-FONDI	51.685	93	GOSTNER M.	29.653	93	GOSTNER M.	34.189	7	DEMAY-STANLEY	1:55.048	1:55.052	29
28	7	DEMAY-STANLEY	51.870	75	CERATI-FONDI	29.927	75	CERATI-FONDI	34.517	75	CERATI-FONDI	1:56.129	1:57.384	30
29	20	KOVAC-SCHUMACH	52.793	55	RICKNAS-SODERHK	30.194	11	VLACHKOV I.	35.027	20	KOVAC-SCHUMACH	1:59.326	1:59.870	31
30	55	RICKNAS-SODERHK	54.876	20	KOVAC-SCHUMACH	30.829	20	KOVAC-SCHUMACH	35.704	11	VLACHKOV I.	2:01.428	2:01.771	32
31	11	VLACHKOV I.	55.026	11	VLACHKOV I.	31.375	55	RICKNAS-SODERHK	36.573	55	RICKNAS-SODERHK	2:01.643	2:03.992	33
32	44	NIEDERHAUSER-SC	00.000	44	NIEDERHAUSER-SC	00.000	4	FERTÉ-DEMOUSTIE	00.000	44	NIEDERHAUSER-SC	00.000	1:53.630	27
33	4	FERTÉ-DEMOUSTIE	00.000	4	FERTÉ-DEMOUSTIE	00.000	44	NIEDERHAUSER-SC	00.000	4	FERTÉ-DEMOUSTIE	00.000	1:51.174	19