


FIA EUROPEAN TRUCK RACING CHAMPIONSHIP

Qualifying 2



Slovakia Ring 5922 m

15. - 16. July 2017




FIA EUROPEAN TRUCK RACING CHAMPIONSHIP

Slovakia Ring, length 5922 m

15. - 16. July 2017

GT4 European Series Northern Cup



Result Qualifying 2, 15.07.2017

RK	No	Class	ENTRANT/DRIVER	CAR	TIME	Lap	%	GAP	DIFF	km/h	Time
1.	24	SIL	1. Samuel SLADECKA (SVK)	KTM X-Bow GT4	2:11.265	9	100.0			162.4	10:39:41
2.	14	SIL	2. Eike ANGERMAYR (AUT)	KTM X-Bow GT4	2:11.428	9	100.1	00.163	00.163	162.2	10:28:17
3.	112	SIL	3. Pavel LEFTEROV (BGR)	Porsche Cayman CS MR GT4	2:11.480	6	100.1	00.215	00.052	162.1	10:30:01
4.	111	PRO	1. Gabriele PIANA (ITA)	Porsche Cayman CS MR GT4	2:11.512	5	100.1	00.247	00.032	162.1	10:26:48
5.	54	SIL	4. August MACBETH (USA)	KTM X-Bow GT4	2:11.741	7	100.3	00.476	00.229	161.8	10:28:43
6.	34	SIL	5. Josef ZARUBA (CZE)	KTM X-Bow GT4	2:11.796	8	100.4	00.531	00.055	161.7	10:32:53
7.	62	SIL	6. Matt Nicoll JONES (GBR)	Aston Martin Vantage GT4	2:11.809	7	100.4	00.544	00.013	161.7	10:29:34
8.	8	SIL	7. Ricardo VAN DER ENDE (NLD)	EKRIS M4 GT4	2:12.012	6	100.5	00.747	00.203	161.4	10:29:07
9.	71	SIL	8. Paolo MELONI (ITA)	Maserati GranTurismo MC GT4	2:12.368	5	100.8	01.103	00.356	161.0	10:29:53
10.	9	PRO	2. Duncan HUISMAN (NLD)	McLaren 570s GT4	2:12.418	7	100.8	01.153	00.050	160.9	10:34:47
11.	74	SIL	9. Laura KRAIHAMER (AUT)	KTM X-Bow GT4	2:12.477	8	100.9	01.212	00.059	160.9	10:37:43
12.	7	SIL	10. Julien DARRAS (FRA)	Aston Martin Vantage GT4	2:12.485	9	100.9	01.220	00.008	160.9	10:26:58
13.	64	SIL	11. Jamie VANDENBALCK (BEL)	KTM X-Bow GT4	2:12.852	9	101.2	01.587	00.367	160.4	10:34:17
14.	11	AM	1. Ivan VLACHKOV (BGR)	Sin Cars Sin R1 GT4	2:13.071	9	101.3	01.806	00.219	160.2	10:32:09
15.	44	SIL	12. Naomi SCHIFF (ZAF)	KTM X-Bow GT4	2:13.187	9	101.4	01.922	00.116	160.0	10:32:47
16.	22	PRO	3. Timothy STUPPLE (DEU)	Porsche Cayman CS MR GT4	2:13.328	9	101.5	02.063	00.141	159.9	10:31:35
17.	93	AM	2. Manuela GOSTNER (ITA)	Maserati GranTurismo MC GT4	2:13.664	7	101.8	02.399	00.336	159.4	10:28:34
18.	10	SIL	13. Finlay HUTCHISON (GBR)	McLaren 570s GT4	2:13.789	5	101.9	02.524	00.125	159.3	10:30:21
19.	94	AM	3. Achim MÖRTL (AUT)	KTM X-Bow GT4	2:13.896	9	102.0	02.631	00.107	159.2	10:36:38

Timekeeping and Dataservice: wige SOLUTIONS GmbH & Co. KG, Meuspath (Germany)

wige SOLUTIONS

Chief timekeeping: Yasin Özer, Villingen-Schwenningen (Germany), yasin.oezer@wige.de

Page 1

printed : 15.7.2017 - 10:43




FIA EUROPEAN TRUCK RACING CHAMPIONSHIP

Slovakia Ring, length 5922 m

15. - 16. July 2017

GT4 European Series Northern Cup



Result Qualifying 2, 15.07.2017

RK	No	Class	ENTRANT/DRIVER	CAR	TIME	Lap	%	GAP	DIFF	km/h	Time
20.	76	AM	4. Giuseppe GHEZZI (ITA)	Porsche 911 (997) GT4	2:14.049	8	102.1	02.784	00.153	159.0	10:29:11
21.	77	AM	5. Romy DALL'ANTONIA (ITA)	Maserati GranTurismo MC GT4	2:14.206	7	102.2	02.941	00.157	158.8	10:28:10
22.	88	AM	6. Wolfgang RISCH (LIE)	Porsche Cayman CS MR GT4	2:14.583	9	102.5	03.318	00.377	158.4	10:34:00
23.	21	AM	7. Nikolaus SCHELLE (DEU)	Porsche Cayman CS MR GT4	2:14.605	8	102.5	03.340	00.022	158.3	10:32:43
24.	50	PRO	4. Antoni CHODZEN (POL)	Maserati GranTurismo MC GT4	2:14.726	7	102.6	03.461	00.121	158.2	10:35:35
25.	80	AM	8. Lukasz KRESKI (POL)	Maserati GranTurismo MC GT4	2:16.234	9	103.7	04.969	01.508	156.4	10:32:59
26.	99	AM	9. Wojciech LOPALLO (POL)	Maserati GranTurismo MC GT4	2:16.909	8	104.3	05.644	00.675	155.7	10:29:40
27.	75	AM	10. Maurizio FONDI (ITA)	Porsche 911 (997) GT4	2:18.765	7	105.7	07.500	01.856	153.6	10:33:24
28.	20	AM	11. Cora SCHUMACHER (DEU)	Porsche Cayman CS MR GT4	2:26.878	7	111.8	15.613	08.113	145.1	10:37:41
DNC DID NOT CLASSIFIED											
.	69	PRO	. Peter TERTING (DEU)	Porsche Cayman CS MR GT4	00.000	3			0.0	0.0	10:23:22

Subject to final scrutineering !

Issued:

Race Director:

Timekeeper:

Timekeeping and Dataservice: wige SOLUTIONS GmbH & Co. KG, Meuspath (Germany)

wige SOLUTIONS

Chief timekeeping: Yasin Özer, Villingen-Schwenningen (Germany), yasin.oezer@wige.de

Page 2

printed : 15.7.2017 - 10:43




FIA EUROPEAN TRUCK RACING CHAMPIONSHIP

Slovakia Ring, length 5922 m

15. - 16. July 2017

GT4 European Series Northern Cup



Lap by Lap Qualifying 2, 15.07.2017


7 Jérôme DEMAY , Aston Martin Vantage GT4 SIL / FRA															
1	2:33.034	2	2:13.086	3	2:12.485	4	2:17.752	5	2:13.823	6	2:13.564	7	2:14.468	8	2:15.208
pit	2:28.888														
8 Max KOEBOLT , EKRI M4 GT4 SIL / NLD															
1	2:31.020	2	2:12.142	3	2:12.355	4	2:12.012	5	2:12.037	pit	2:21.608				
9 Luc BRAAMS , McLaren 570s GT4 PRO / NLD															
1	8:03.104	2	2:12.675	3	2:19.013	4	2:12.418	5	2:12.545	6	2:28.375	pit	2:51.683		
10 Finlay HUTCHISON , McLaren 570s GT4 SIL / GBR															
pit	3:00.186	2	5:07.491	3	2:13.789	4	2:14.629	pit	3:00.975						
11 Ivan VLACHKOV , Sin Cars Sin R1 GT4 AM / BGR															
1	3:10.628	2	2:15.732	3	2:16.293	4	2:13.102	5	2:13.071	6	2:13.686	7	2:30.012	8	2:15.131
9	2:13.953														
14 Eike ANGERMAYR , KTM X-Bow GT4 SIL / AUT															
1	3:53.148	2	2:12.425	3	2:11.428	4	2:15.267	5	2:11.554	6	2:19.334	7	2:28.413	8	2:12.591
9	2:29.378														
20 Franjo KOVAC , Porsche Cayman CS MR GT4 AM / HRV															
1	5:12.049	2	2:31.574	3	2:28.950	4	2:30.559	5	2:30.928	6	2:26.878	7	2:28.112		
21 Joachim BÖLTING , Porsche Cayman CS MR GT4 AM / DEU															
1	3:43.359	2	2:15.110	3	2:14.733	4	2:15.516	5	2:14.605	6	2:21.779	7	2:16.805	pit	2:38.088
22 Jan KASPERLIK , Porsche Cayman CS MR GT4 PRO / DEU															
1	2:37.195	2	2:17.833	3	2:13.903	4	2:13.408	5	2:13.328	6	2:14.340	7	2:15.041	8	2:14.317
pit	2:36.615														
24 Emil WESTMAN , KTM X-Bow GT4 SIL / FIN															
1	3:33.445	2	2:12.685	3	2:11.722	4	2:31.778	5	2:12.145	6	2:34.183	7	2:13.954	8	2:11.265
pit	2:41.000														
34 Josef ZARUBA , KTM X-Bow GT4 SIL / CZE															
1	3:27.716	2	2:12.293	3	2:11.904	4	2:49.087	5	2:11.796	6	2:41.672	7	2:22.738	8	2:12.001
44 Marylin NIEDERHAUSER , KTM X-Bow GT4 SIL / CHE															
1	3:42.070	2	2:15.248	3	2:23.019	4	2:13.688	5	2:13.187	6	2:22.468	7	2:15.411	8	2:13.645
9	2:13.500														
50 Piotr CHODZEN , Maserati GranTurismo MC GT4 PRO / POL															
1	6:31.822	2	2:16.019	3	2:15.231	4	2:17.811	5	2:14.726	6	2:15.293	pit	2:40.990		
54 Benjamin MAZATIS , KTM X-Bow GT4 SIL / DEU															
1	4:18.801	2	2:12.523	3	2:11.741	pit	2:22.658	pit	4:22.246	6	2:44.307	pit	2:25.288		
62 William MOORE , Aston Martin Vantage GT4 SIL / GBR															
1	2:34.198	2	2:35.811	3	2:12.339	4	2:11.809	5	2:20.215	6	2:12.471	pit	2:48.287		

FIA EUROPEAN TRUCK RACING CHAMPIONSHIP

Slovakia Ring, length 5922 m

15. - 16. July 2017

GT4 European Series Northern Cup



Lap by Lap Qualifying 2, 15.07.2017


64 Mads SILJEHAUG , KTM X-Bow GT4 SIL / NOR															
1	3:06.608	2	2:14.743	3	2:13.888	4	2:13.151	5	2:15.795	6	2:12.852	7	2:13.030	8	2:12.981
9	2:18.026														
69 Daniel RYMES , Porsche Cayman CS MR GT4 PRO / CZE															
pit	6:18.433	pit	4:10.386	3	4:30.039										
71 Paolo MELONI , Maserati GranTurismo MC GT4 SIL / ITA															
1	3:01.891	2	2:12.931	3	2:26.012	4	2:12.368	pit	2:25.881						
74 Laura KRAHAMER , KTM X-Bow GT4 SIL / AUT															
1	4:24.261	2	2:13.207	3	2:12.741	4	2:13.298	5	2:14.804	6	2:12.684	7	2:12.477	pit	2:30.607
75 Dario CERATI , Porsche 911 (997) GT4 AM / ITA															
1	4:48.760	pit	2:51.940	3	3:24.726	4	2:18.765	5	2:19.169	6	2:19.015	7	2:19.634		
76 Giuseppe GHEZZI , Porsche 911 (997) GT4 AM / ITA															
1	4:37.907	2	2:19.565	3	2:14.049	4	2:15.222	5	2:18.011	6	2:14.873	7	2:14.886	pit	2:34.129
77 Romy DALL'ANTONIA , Maserati GranTurismo MC GT4 AM / ITA															
1	3:40.035	2	2:16.491	3	2:14.206	4	2:14.635	5	2:14.611	6	2:14.655	pit	2:25.518		
80 Lukasz KRESKI , Maserati GranTurismo MC GT4 AM / POL															
1	3:49.900	2	2:19.866	3	2:16.544	4	2:16.830	5	2:16.234	6	2:23.080	7	2:18.690	8	2:18.662
pit	2:49.875														
88 Wolfgang RISCH , Porsche Cayman CS MR GT4 AM / LIE															
1	2:41.522	2	2:18.026	3	2:15.418	4	2:14.863	5	2:15.387	6	2:14.583	7	2:14.862	8	2:16.217
pit	2:30.161														
93 Manuela GOSTNER , Maserati GranTurismo MC GT4 AM / ITA															
1	4:06.378	2	2:14.630	3	2:13.664	4	2:13.697	5	2:14.007	6	2:36.232	pit	2:41.947		
94 Achim MÖRTL , KTM X-Bow GT4 AM / AUT															
1	3:05.655	2	2:17.229	3	2:15.322	4	2:14.343	5	2:17.481	6	2:14.012	7	2:13.896	8	2:14.854
pit	2:24.277														
99 Wojciech LOPALLO , Maserati GranTurismo MC GT4 AM / POL															
1	2:47.644	2	2:18.637	3	2:17.242	4	2:16.909	pit	2:26.291	6	3:16.779	7	2:19.138	8	2:18.500
111 Gabriele PIANA , Porsche Cayman CS MR GT4 PRO / ITA															
1	4:36.782	2	2:11.512	pit	2:19.541	4	3:19.044	pit	2:26.867						
112 Pavel LEFEROV , Porsche Cayman CS MR GT4 SIL / BGR															
1	5:11.104	2	2:38.591	3	2:11.480	4	2:30.262	5	2:12.827	6	2:47.750				

FIA EUROPEAN TRUCK RACING CHAMPIONSHIP

Slovakia Ring, length 5922 m

15. - 16. July 2017

GT4 European Series Northern Cup



Lap Analysis Qualifying 2, 15.07.2017

7 Jérôme DEMAY (FRA) Julien DARRAS (Aston Martin Vantage GT4) Theoretische Bestzeit: 2:12.449

Lap	D	Time	S1	S2	S3	Lap	D	Time	S1	S2	S3
1	2	2:33.034		1:07.707	27.809	6	2	2:13.564	40.694	1:05.390	27.480
2	2	2:13.086	40.814	1:04.875	27.397	7	2	2:14.468	40.644	1:06.274	27.550
3	2	2:12.485	40.486	1:04.701	27.299	8	2	2:15.208	40.915	1:06.488	27.805
4	2	2:17.752	40.450	1:09.464	27.838	9	2	2:28.888	40.622	1:08.332	
5	2	2:13.823	40.656	1:05.589	27.578						

8 Max KOEBOLT (NLD) Ricardo VAN DER ENDE (EKRI M4 GT4) Theoretische Bestzeit: 2:11.739

Lap	D	Time	S1	S2	S3	Lap	D	Time	S1	S2	S3
1	2	2:31.020		1:07.475	27.592	4	2	2:12.012	40.538	1:04.395	27.079
2	2	2:12.142	40.793	1:04.371	26.979	5	2	2:12.037	40.560	1:04.484	26.993
3	2	2:12.355	40.390	1:04.817	27.148	6	2	2:21.608	40.557	1:04.597	

9 Luc BRAAMS (NLD) Duncan HUISMAN (McLaren 570s GT4) Theoretische Bestzeit: 2:12.351

Lap	D	Time	S1	S2	S3	Lap	D	Time	S1	S2	S3
1	2	8:03.104		1:10.299	28.667	5	2	2:12.545	40.674	1:04.500	27.371
2	2	2:12.675	40.672	1:04.538	27.465	6	2	2:28.375	41.866	1:18.005	28.504
3	2	2:19.013	41.929	1:09.259	27.825	7	2	2:51.683	40.952	1:17.427	
4	2	2:12.418	40.619	1:04.361	27.438						

10 Finlay HUTCHISON (GBR) Csaba MÓR (McLaren 570s GT4) Theoretische Bestzeit: 2:13.724

Lap	D	Time	S1	S2	S3	Lap	D	Time	S1	S2	S3
1	1	3:00.186		1:22.071		4	1	2:14.629	41.179	1:05.958	27.492
2	1	5:07.491	3:32.438	1:07.384	27.669	5	1	3:00.975	40.721	1:43.720	
3	1	2:13.789	40.786	1:05.651	27.345						

11 Ivan VLACHKOV (BGR) (Sin Cars Sin R1 GT4) Theoretische Bestzeit: 2:12.786

Lap	D	Time	S1	S2	S3	Lap	D	Time	S1	S2	S3
1	1	3:10.628		1:12.869	28.892	6	1	2:13.686	41.391	1:04.822	27.473
2	1	2:15.732	42.753	1:05.272	27.707	7	1	2:30.012	41.551	1:20.653	27.808
3	1	2:16.293	41.301	1:06.234	28.758	8	1	2:15.131	41.752	1:05.867	27.512
4	1	2:13.102	41.177	1:04.581	27.336	9	1	2:13.953	41.278	1:05.145	27.530
5	1	2:13.071	40.861	1:04.811	27.399						

14 Eike ANGERMAYR (AUT) Reinhard KOFLER (KTM X-Bow GT4) Theoretische Bestzeit: 2:11.314

Lap	D	Time	S1	S2	S3	Lap	D	Time	S1	S2	S3
1	1	3:53.148		1:17.536	29.103	6	1	2:19.334	42.371	1:09.558	27.405
2	1	2:12.425	40.927	1:03.937	27.561	7	1	2:28.413	40.655	1:20.224	27.534
3	1	2:11.428	40.750	1:03.451	27.219	8	1	2:12.591	41.069	1:03.893	27.629
4	1	2:15.267	41.358	1:06.372	27.537	9	1	2:29.378	40.773	1:20.743	27.862
5	1	2:11.554	40.636	1:03.578	27.340						

20 Franjo KOVAC (HRV) Cora SCHUMACHER (Porsche Cayman CS MR GT4) Theoretische Bestzeit: 2:26.338

Lap	D	Time	S1	S2	S3	Lap	D	Time	S1	S2	S3
1	2	5:12.049		1:22.054	35.441	5	2	2:30.928	46.152	1:14.914	29.862
2	2	2:31.574	45.820	1:15.694	30.060	6	2	2:26.878	45.458	1:12.231	29.189
3	2	2:28.950	45.091	1:13.597	30.262	7	2	2:28.112	46.796	1:12.051	29.258
4	2	2:30.559	45.439	1:14.623	30.497						

21 Joachim BÖLTING (DEU) Nikolaus SCHELLE (Porsche Cayman CS MR G) Theoretische Bestzeit: 2:14.205

Lap	D	Time	S1	S2	S3	Lap	D	Time	S1	S2	S3
1	2	3:43.359		1:15.253	28.821	5	2	2:14.605	41.251	1:05.466	27.888
2	2	2:15.110	41.945	1:05.381	27.783	6	2	2:21.779	42.208	1:11.752	27.819
3	2	2:14.733	41.228	1:05.910	27.595	7	2	2:16.805	41.459	1:06.983	28.363
4	2	2:15.516	41.574	1:05.742	28.200	8	2	2:38.088	42.388	1:19.761	

22 Jan KASPERLIK (DEU) Timothy STUPPLE (Porsche Cayman CS MR GT4) Theoretische Bestzeit: 2:12.967


Lap	D	Time	S1	S2	S3	Lap	D	Time	S1	S2	S3
1	2	2:37.195		1:05.736	27.524	6	2	2:14.340	41.547	1:05.173	27.620

FIA EUROPEAN TRUCK RACING CHAMPIONSHIP

Slovakia Ring, length 5922 m

15. - 16. July 2017

GT4 European Series Northern Cup



Lap Analysis Qualifying 2, 15.07.2017


Lap	D	Time	S1	S2	S3	Lap	D	Time	S1	S2	S3
2	2	2:17.833	40.913	1:07.116	29.804	7	2	2:15.041	41.271	1:05.531	28.239
3	2	2:13.903	41.099	1:05.397	27.407	8	2	2:14.317	41.460	1:05.302	27.555
4	2	2:13.408	41.254	1:04.66t	27.488	9	2	2:36.615	46.422	1:12.592	
5	2	2:13.328	40.962	1:04.978	27.388						

FIA EUROPEAN TRUCK RACING CHAMPIONSHIP

Slovakia Ring, length 5922 m

15. - 16. July 2017

GT4 European Series Northern Cup



Lap Analysis Qualifying 2, 15.07.2017

24 Emil WESTMAN (FIN) Samuel SLADECKA (KTM X-Bow GT4) Theoretische Bestzeit: 2:11.265

Lap	D	Time	S1	S2	S3	Lap	D	Time	S1	S2	S3
1	2	3:33.445		1:08.736	27.731	6	2	2:34.183	54.949	1:10.917	28.317
2	2	2:12.685	40.860	1:03.534	28.291	7	2	2:13.954	42.047	1:04.537	27.370
3	2	2:11.722	40.773	1:03.551	27.398	8	2	2:11.265	40.650	1:03.281	27.327
4	2	2:31.778	41.407	1:09.534	40.837	9	2	2:41.000	42.769	1:10.198	
5	2	2:12.145	40.890	1:03.735	27.520						

34 Josef ZARUBA (CZE) Erik JANIS (KTM X-Bow GT4) Theoretische Bestzeit: 2:11.612

Lap	D	Time	S1	S2	S3	Lap	D	Time	S1	S2	S3
1	1	3:27.716		1:12.472	29.122	5	1	2:11.796	40.818	1:03.691	27.287
2	1	2:12.293	40.981	1:03.954	27.358	6	1	2:41.672	45.733	1:13.403	42.536
3	1	2:11.904	40.823	1:03.834	27.247	7	1	2:22.738	40.701	1:04.207	37.830
4	1	2:49.087	42.549	1:29.558	36.980	8	1	2:12.001	40.674	1:03.864	27.463

44 Marylin NIEDERHAUSER (CHE) Naomi SCHIFF (KTM X-Bow GT4) Theoretische Bestzeit: 2:13.013

Lap	D	Time	S1	S2	S3	Lap	D	Time	S1	S2	S3
1	2	3:42.070		1:11.846	28.037	6	2	2:22.468	42.421	1:12.212	27.835
2	2	2:15.248	41.953	1:05.554	27.741	7	2	2:15.411	41.606	1:06.177	27.628
3	2	2:23.019	41.647	1:13.510	27.862	8	2	2:13.645	41.410	1:04.462	27.773
4	2	2:13.688	41.327	1:04.817	27.544	9	2	2:13.500	41.198	1:04.577	27.725
5	2	2:13.187	41.278	1:04.271	27.638						

50 Piotr CHODZEN (POL) Antoni CHODZEN (Maserati GranTurismo MC GT4) Theoretische Bestzeit: 2:14.511

Lap	D	Time	S1	S2	S3	Lap	D	Time	S1	S2	S3
1	2	6:31.822		1:12.230	29.386	5	2	2:14.726	41.447	1:05.081	28.199
2	2	2:16.019	42.210	1:05.825	27.984	6	2	2:15.293	41.821	1:05.303	28.169
3	2	2:15.231	41.623	1:05.533	28.075	7	2	2:40.990	41.812	1:17.045	
4	2	2:17.811	42.272	1:06.255	29.284						

54 Benjamin MAZATIS (DEU) August MACBETH (KTM X-Bow GT4) Theoretische Bestzeit: 2:11.628

Lap	D	Time	S1	S2	S3	Lap	D	Time	S1	S2	S3
1	2	4:18.801		1:13.904	32.048	5	2	4:22.246	2:27.799	1:15.276	
2	2	2:12.523	41.080	1:03.681	27.756	6	2	2:44.307	1:06.765	1:06.039	31.503
3	2	2:11.741	40.701	1:03.790	27.250	7	2	2:25.288	40.691	1:04.155	
4	2	2:22.658	41.054	1:04.073							

62 William MOORE (GBR) Matt Nicoll JONES (Aston Martin Vantage GT4) Theoretische Bestzeit: 2:11.622

Lap	D	Time	S1	S2	S3	Lap	D	Time	S1	S2	S3
1	2	2:34.198		1:08.080	27.772	5	2	2:20.215	41.693	1:10.393	28.129
2	2	2:35.811	43.678	1:18.042	34.091	6	2	2:12.471	40.394	1:04.933	27.144
3	2	2:12.339	40.474	1:04.821	27.044	7	2	2:48.287	49.519	1:17.776	
4	2	2:11.809	40.577	1:04.184	27.048						

64 Mads SILJEHAUG (NOR) Jamie VANDENBALCK (KTM X-Bow GT4) Theoretische Bestzeit: 2:12.793

Lap	D	Time	S1	S2	S3	Lap	D	Time	S1	S2	S3
1	2	3:06.608		1:05.477	27.827	6	2	2:12.852	40.905	1:04.081	27.865
2	2	2:14.743	42.265	1:04.672	27.806	7	2	2:13.030	40.921	1:04.290	27.819
3	2	2:13.888	41.629	1:04.288	27.971	8	2	2:12.981	40.908	1:04.236	27.837
4	2	2:13.151	40.954	1:04.282	27.915	9	2	2:18.026	41.963	1:07.877	28.186
5	2	2:15.795	41.076	1:04.518	30.201						

69 Daniel RYMES (CZE) Peter TERTING (Porsche Cayman CS MR GT4) Theoretische Bestzeit: 3:57.958

Lap	D	Time	S1	S2	S3	Lap	D	Time	S1	S2	S3
1	2	6:18.433		1:08.691		3	2	4:30.039	2:51.521	1:10.854	27.664
2	2	4:10.386	2:21.601	1:10.707							

71 Paolo MELONI (ITA) Massimiliano TRESOLDI (Maserati GranTurismo MC) Theoretische Bestzeit: 2:12.368


Lap	D	Time	S1	S2	S3	Lap	D	Time	S1	S2	S3
1	1	3:01.891		1:11.105	28.775	4	1	2:12.368	40.872	1:04.431	27.059

FIA EUROPEAN TRUCK RACING CHAMPIONSHIP

Slovakia Ring, length 5922 m

15. - 16. July 2017

GT4 European Series Northern Cup



Lap Analysis Qualifying 2, 15.07.2017

Lap	D	Time	S1	S2	S3	Lap	D	Time	S1	S2	S3
2	1	2:12.931	41.230	1:04.492	27.209	5	1	2:25.881	41.058	1:04.943	
3	1	2:26.012	43.387	1:14.673	27.952						

74 Laura KRAIHAMER (AUT) Cedric FREIBURGHaus (KTM X-Bow GT4) Theoretische Bestzeit: 2:12.350


Lap	D	Time	S1	S2	S3	Lap	D	Time	S1	S2	S3
1	1	4:24.261		1:09.457	32.066	5	1	2:14.804	41.833	1:05.352	27.619
2	1	2:13.207	41.647	1:04.148	27.412	6	1	2:12.684	41.054	1:04.163	27.467
3	1	2:12.741	41.029	1:04.210	27.502	7	1	2:12.477	40.797	1:04.141	27.539
4	1	2:13.298	40.906	1:04.377	28.015	8	1	2:30.607	43.922	1:06.538	

FIA EUROPEAN TRUCK RACING CHAMPIONSHIP

Slovakia Ring, length 5922 m

15. - 16. July 2017

GT4 European Series Northern Cup



Lap Analysis Qualifying 2, 15.07.2017

75 Dario CERATI (ITA) Maurizio FONDI (Porsche 911 (997) GT4) Theoretische Bestzeit: 2:18.680

Lap	D	Time	S1	S2	S3	Lap	D	Time	S1	S2	S3
1	2	4:48.760		1:14.488	28.527	5	2	2:19.169	43.090	1:07.860	28.219
2	2	2:51.940	42.925	1:30.369		6	2	2:19.015	42.869	1:07.934	28.212
3	2	3:24.726	1:44.098	1:10.518	30.110	7	2	2:19.634	43.823	1:07.744	28.067
4	2	2:18.765	42.887	1:07.799	28.079						

76 Giuseppe GHEZZI (ITA) Alessandro GIOVANELLI (Porsche 911 (997) GT4) Theoretische Bestzeit: 2:13.818

Lap	D	Time	S1	S2	S3	Lap	D	Time	S1	S2	S3
1	1	4:37.907		1:10.106	28.070	5	1	2:18.011	41.708	1:07.087	29.216
2	1	2:19.565	43.822	1:08.270	27.473	6	1	2:14.873	41.984	1:05.304	27.581
3	1	2:14.049	41.233	1:05.383	27.433	7	1	2:14.886	41.857	1:05.586	27.443
4	1	2:15.222	41.781	1:06.164	27.277	8	1	2:34.129	41.903	1:07.579	

77 Romy DALL'ANTONIA (ITA) Giuseppe FASCICOLO (Maserati GranTurismo MC GT4) Theoretische Bestzeit: 2:13.893

Lap	D	Time	S1	S2	S3	Lap	D	Time	S1	S2	S3
1	1	3:40.035		1:16.796	28.362	5	1	2:14.611	41.279	1:05.603	27.729
2	1	2:16.491	42.341	1:06.253	27.897	6	1	2:14.655	41.246	1:05.789	27.620
3	1	2:14.206	41.559	1:05.081	27.560	7	1	2:25.518	41.529	1:05.948	
4	1	2:14.635	41.265	1:05.802	27.568						

80 Lukasz KRESKI (POL) Maciej MARCINKIEWICZ (Maserati GranTurismo MC GT4) Theoretische Bestzeit: 2:16.025

Lap	D	Time	S1	S2	S3	Lap	D	Time	S1	S2	S3
1	1	3:49.900		1:19.793	32.318	6	1	2:23.080	43.063	1:11.622	28.395
2	1	2:19.866	43.622	1:08.280	27.964	7	1	2:18.690	42.696	1:06.832	29.162
3	1	2:16.544	42.332	1:06.452	27.760	8	1	2:18.662	43.371	1:07.331	27.960
4	1	2:16.830	42.087	1:06.953	27.790	9	1	2:49.875	44.764	1:17.963	
5	1	2:16.234	41.878	1:06.381	27.969						

88 Wolfgang RISCH (LIE) Coach MCKANSY (Porsche Cayman CS MR GT4) Theoretische Bestzeit: 2:14.313

Lap	D	Time	S1	S2	S3	Lap	D	Time	S1	S2	S3
1	1	2:41.522		1:09.727	27.795	6	1	2:14.583	41.262	1:05.849	27.472
2	1	2:18.026	41.939	1:08.681	27.406	7	1	2:14.862	41.202	1:06.148	27.512
3	1	2:15.418	41.704	1:06.214	27.500	8	1	2:16.217	41.484	1:06.205	28.528
4	1	2:14.863	41.658	1:05.704	27.500	9	1	2:30.161	41.376	1:08.800	
5	1	2:15.387	41.627	1:06.225	27.535						

93 Manuela GOSTNER (ITA) (Maserati GranTurismo MC GT4) Theoretische Bestzeit: 2:13.258

Lap	D	Time	S1	S2	S3	Lap	D	Time	S1	S2	S3
1	1	4:06.378		1:09.465	29.763	5	1	2:14.007	41.386	1:05.006	27.615
2	1	2:14.630	42.406	1:04.926	27.298	6	1	2:36.232	42.015	1:15.999	38.218
3	1	2:13.664	41.417	1:04.654	27.588	7	1	2:41.947	42.266	1:14.939	
4	1	2:13.697	41.301	1:04.797	27.599						

94 Achim MÖRTL (AUT) Eduard ANTON (KTM X-Bow GT4) Theoretische Bestzeit: 2:13.793

Lap	D	Time	S1	S2	S3	Lap	D	Time	S1	S2	S3
1	1	3:05.655		1:09.431	28.509	6	1	2:14.012	41.526	1:04.630	27.856
2	1	2:17.229	42.978	1:06.105	28.146	7	1	2:13.896	41.526	1:04.422	27.948
3	1	2:15.322	42.176	1:05.211	27.935	8	1	2:14.854	41.814	1:04.857	28.183
4	1	2:14.343	41.927	1:04.411	28.005	9	1	2:24.277	41.770	1:04.874	
5	1	2:17.481	42.767	1:05.919	28.795						

99 Wojciech LOPALLO (POL) Lukasz ZIELSKI (Maserati GranTurismo MC G) Theoretische Bestzeit: 2:16.619


Lap	D	Time	S1	S2	S3	Lap	D	Time	S1	S2	S3
1	1	2:47.644		1:10.320	28.876	5	1	2:26.291	42.523	1:07.687	
2	1	2:18.637	43.130	1:07.086	28.421	6	1	3:16.779	1:34.375	1:13.634	28.770
3	1	2:17.242	42.430	1:07.226	27.586	7	1	2:19.138	43.117	1:07.875	28.146
4	1	2:16.909	42.507	1:06.604	27.799	8	1	2:18.500	43.152	1:07.181	28.167

FIA EUROPEAN TRUCK RACING CHAMPIONSHIP

Slovakia Ring, length 5922 m

15. - 16. July 2017

GT4 European Series Northern Cup



Lap Analysis Qualifying 2, 15.07.2017

111 Gabriele PIANA (ITA) Razvan UMBRADESCU (Porsche Cayman CS MR G Theoretische Bestzeit: 2:11.180)


Lap	D	Time	S1	S2	S3	Lap	D	Time	S1	S2	S3
1	1	4:36.782		1:13.440	33.627	4	1	3:19.044	1:40.103	1:11.155	27.786
2	1	2:11.512	40.781	1:03.59	27.136	5	1	2:26.867	40.626	1:07.895	
3	1	2:19.541	40.449	1:04.033							

FIA EUROPEAN TRUCK RACING CHAMPIONSHIP

Slovakia Ring, length 5922 m

15. - 16. July 2017

GT4 European Series Northern Cup



Lap Analysis Qualifying 2, 15.07.2017

112 Pavel LEFEROV (BGR) John-Louis JASPER (Porsche Cayman CS MR C Theoretische Bestzeit: 2:11.363


Lap	D	Time	S1	S2	S3	Lap	D	Time	S1	S2	S3
1	1	5:11.104		1:21.547	35.849	4	1	2:30.262	40.966	1:20.586	28.710
2	1	2:38.591	53.684	1:17.647	27.260	5	1	2:12.827	40.672	1:04.579	27.576
3	1	2:11.480	40.421	1:03.682	27.377	6	1	2:47.750	48.548	1:17.580	

FIA EUROPEAN TRUCK RACING CHAMPIONSHIP

Slovakia Ring, length 5922 m

15. - 16. July 2017

GT4 European Series Northern Cup



Best Sector Times Qualifying 2

Pos.	sector 1			sector 2			sector 3			theoretical and best lap time				
	No	Driver	Time	No	Driver	Time	No	Driver	Time	No	Driver	theoretical	Best	Pos
1	8	KOEBOLT-VAN DER	40.390	24	WESTMAN-SLADEC	1:03.288	8	KOEBOLT-VAN DER	26.979	111	PIANA-UMBRARESC	2:11.180	2:11.512	4
2	62	MOORE-JONES	40.394	14	ANGERMAYR-KOFL	1:03.459	62	MOORE-JONES	27.044	24	WESTMAN-SLADEC	2:11.265	2:11.265	1
3	112	LEFTEROV-JASPER	40.421	111	PIANA-UMBRARESC	1:03.595	71	MELONI-TRESOLDI	27.059	14	ANGERMAYR-KOFL	2:11.314	2:11.428	2
4	111	PIANA-UMBRARESC	40.449	112	LEFTEROV-JASPER	1:03.682	111	PIANA-UMBRARESC	27.136	112	LEFTEROV-JASPER	2:11.363	2:11.480	3
5	7	DEMAY-DARRAS	40.450	54	MAZATIS-MACBETH	1:03.687	14	ANGERMAYR-KOFL	27.219	34	ZARUBA-JANIS	2:11.612	2:11.796	6
6	9	BRAAMS-HUISMAN	40.619	34	ZARUBA-JANIS	1:03.691	34	ZARUBA-JANIS	27.247	62	MOORE-JONES	2:11.622	2:11.809	7
7	14	ANGERMAYR-KOFL	40.636	64	SILJEHAUG-VANDE	1:04.082	54	MAZATIS-MACBETH	27.250	54	MAZATIS-MACBETH	2:11.628	2:11.741	5
8	24	WESTMAN-SLADEC	40.650	74	KRAIHAMER-FREIBI	1:04.141	112	LEFTEROV-JASPER	27.260	8	KOEBOLT-VAN DER	2:11.739	2:12.012	8
9	34	ZARUBA-JANIS	40.674	62	MOORE-JONES	1:04.184	76	GHEZZI-GIOVANELI	27.277	74	KRAIHAMER-FREIBI	2:12.350	2:12.477	11
10	54	MAZATIS-MACBETH	40.691	44	NIEDERHAUSER-SC	1:04.271	93	GOSTNER M.	27.298	9	BRAAMS-HUISMAN	2:12.351	2:12.418	10
11	10	HUTCHISON-MÓR	40.721	9	BRAAMS-HUISMAN	1:04.361	7	DEMAY-DARRAS	27.299	71	MELONI-TRESOLDI	2:12.368	2:12.368	9
12	74	KRAIHAMER-FREIBI	40.797	8	KOEBOLT-VAN DER	1:04.370	24	WESTMAN-SLADEC	27.327	7	DEMAY-DARRAS	2:12.449	2:12.485	12
13	11	VLACHKOV I.	40.861	94	MÖRTL-ANTON	1:04.411	11	VLACHKOV I.	27.336	11	VLACHKOV I.	2:12.786	2:13.071	14
14	71	MELONI-TRESOLDI	40.872	71	MELONI-TRESOLDI	1:04.437	10	HUTCHISON-MÓR	27.345	64	SILJEHAUG-VANDE	2:12.793	2:12.852	13
15	64	SILJEHAUG-VANDE	40.905	11	VLACHKOV I.	1:04.589	9	BRAAMS-HUISMAN	27.371	22	KASPERLIK-STUPPI	2:12.967	2:13.328	16
16	22	KASPERLIK-STUPPI	40.913	93	GOSTNER M.	1:04.659	22	KASPERLIK-STUPPI	27.388	44	NIEDERHAUSER-SC	2:13.013	2:13.187	15
17	44	NIEDERHAUSER-SC	41.198	22	KASPERLIK-STUPPI	1:04.666	88	RISCH-MCKANSY	27.406	93	GOSTNER M.	2:13.258	2:13.664	17
18	88	RISCH-MCKANSY	41.202	7	DEMAY-DARRAS	1:04.700	74	KRAIHAMER-FREIBI	27.412	10	HUTCHISON-MÓR	2:13.724	2:13.789	18
19	21	BÖLTING-SHELLE	41.228	50	CHODZEN-CHODZE	1:05.080	44	NIEDERHAUSER-SC	27.544	94	MÖRTL-ANTON	2:13.793	2:13.896	19
20	76	GHEZZI-GIOVANELI	41.233	77	DALL'ANTONIA-FAS	1:05.087	77	DALL'ANTONIA-FAS	27.560	76	GHEZZI-GIOVANELI	2:13.818	2:14.049	20
21	77	DALL'ANTONIA-FAS	41.246	76	GHEZZI-GIOVANELI	1:05.308	99	LOPALLO-ZIELSKI	27.586	77	DALL'ANTONIA-FAS	2:13.893	2:14.206	21
22	93	GOSTNER M.	41.301	21	BÖLTING-SHELLE	1:05.382	21	BÖLTING-SHELLE	27.595	21	BÖLTING-SHELLE	2:14.205	2:14.605	23
23	50	CHODZEN-CHODZE	41.447	10	HUTCHISON-MÓR	1:05.658	69	RYMES-TERTING	27.664	88	RISCH-MCKANSY	2:14.313	2:14.583	22
24	94	MÖRTL-ANTON	41.526	88	RISCH-MCKANSY	1:05.705	80	KRESKI-MARCINKIE	27.760	50	CHODZEN-CHODZE	2:14.511	2:14.726	24
25	80	KRESKI-MARCINKIE	41.878	80	KRESKI-MARCINKIE	1:06.387	64	SILJEHAUG-VANDE	27.806	80	KRESKI-MARCINKIE	2:16.025	2:16.234	25
26	99	LOPALLO-ZIELSKI	42.430	99	LOPALLO-ZIELSKI	1:06.603	94	MÖRTL-ANTON	27.856	99	LOPALLO-ZIELSKI	2:16.619	2:16.909	26
27	75	CERATI-FONDI	42.869	75	CERATI-FONDI	1:07.744	50	CHODZEN-CHODZE	27.984	75	CERATI-FONDI	2:18.680	2:18.765	27
28	20	KOVAC-SCHUMACH	45.091	69	RYMES-TERTING	1:08.692	75	CERATI-FONDI	28.067	20	KOVAC-SCHUMACH	2:26.338	2:26.878	28
29	69	RYMES-TERTING	2:21.602	20	KOVAC-SCHUMACH	1:12.058	20	KOVAC-SCHUMACH	29.189	69	RYMES-TERTING	3:57.958	00.000	0